

HIPPO SERIES 50HZ

2" Full Free Passage Submersible Sewage Pump

Feature

- / Recessed vortex impeller
- / 2" gas discharge
- / 2"(50mm) solid free-passage
- / EKK Eagle Burgmann double mechanical seal
- / Stainless steel motor housing

Application

- / For heavy-duty applications with soiled biological wastewaters, sewage, rainwater
- / For both domestic and professional use

Operating Limits

- / Viscosity of treated fluid : 1 mm²/s
- / Density of treated fluid : 1 kg/dm³
- / Max starts per hour : 20



Vortex Impeller



HIPPO-50Q

HIPPO-50

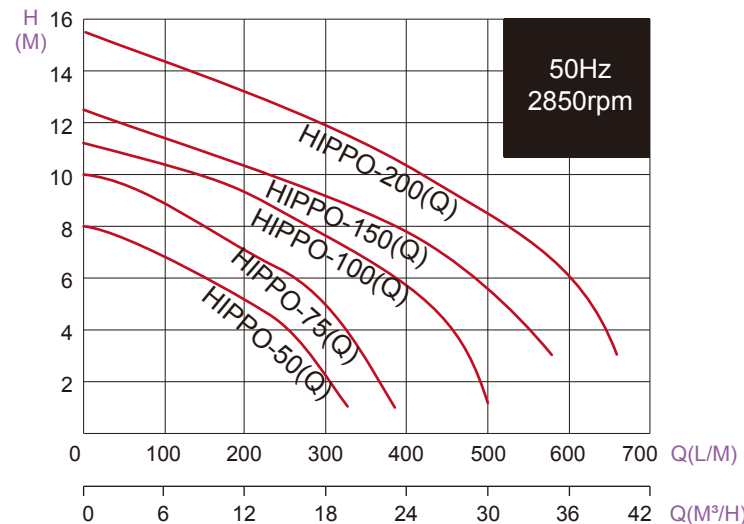


HIPPO-50Q+QH coupling foot

Specifications

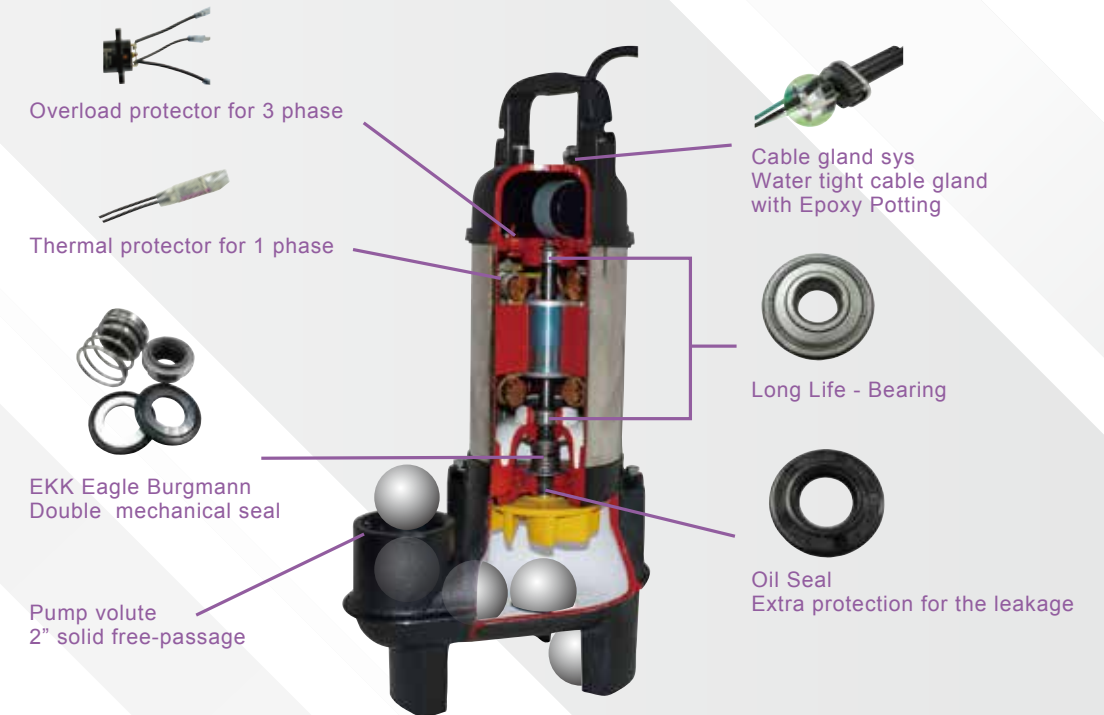

Liquid Temperature		0~40°C (32~104°F)
Submersible depth		10M
Motor Part	Frequency	50Hz
	Pole	2 Pole
	Type	Dry Type
	Insulation	0.5~1HP:Class B 1.5~2HP:Class F
Pump Part	Protection	IP 68
	Protector	Auto-cut
	Bearing	Ball Type
	Mechanical seal	Double Mechanical Seal
	Impeller	Semi-Open

Performance Curve



Parts and Material List

No	Part	Material
1	Cable	H07RN-F/SJTOW/STOW
2	Handle	Nylon6
3	Motor Cover	PA66+30GF (0.5~1HP) FC 200 (1.5~2HP)
4	Bracket	FC 200
5	Motor Housing + Stator	SUS 304
6	Shaft with Rotor	SUS 410
7	Oil Chamber	FC 200
8	Double Mech. Seal	Upper : CA / CE Lower : SIC / SIC
9	Seal Housing	FC 200
10	Oil Seal	NBR
11	Impeller	FC 200
12	Pump Casing	FC 200
15-1	Upper Bearing	NTN/TPI
15-2	Lower Bearing	NTN/TPI



Data Chart

Type	Output		Discharge	F.L.A.		Rated		Maximum		Free Passage	Weight(W/O Cable)	
	HP	kW		1ø 230V	3ø 400V	Head m	Cap. LPM	Head m	Cap. LPM		mm	1ø-kg
HIPPO-50(Q)	0.5	0.37	2"	4.2A	1.6A	4.5	240	8	330	50	12.9 (14.3)	12.9 (14.3)
HIPPO-75(Q)	0.75	0.55	2"	5.5A	1.8A	6.4	240	10	390	50	13.9 (15.3)	13.9 (15.3)
HIPPO-100(Q)	1	0.75	2"	7.2A	2.5A	7.7	300	11.3	500	50	15.4 (16.8)	15.4 (16.8)
HIPPO-150(Q)	1.5	1.1	2"	9A	2.8A	8	390	12.5	580	50	24.2 (26.2)	24.2 (26.2)
HIPPO-200(Q)	2	1.5	2"	12A	3.9A	10	420	15.5	660	50	25.2 (27.2)	25.2 (27.2)

- » HIPPO series standard version features a vertical, threaded outlet pump body.
- » (Q) in the name-coding identifies the pump with horizontal flanged outlet.
- » QH coupling foot is suitable for all HIPPO pump with horizontal volute.
- » All single-phase pumps can be equipped with float switch upon request.