



X3 air conditioning

residential and commercial

contents

X3 ECO PLUS	5
single and multisplit air conditioners DC Inverter R32	
X3 PACKAGE	35
commercial air conditioners DC Inverter R32	
CONTROL SYSTEMS	69



X3 ECO PLUS

single and multisplit air conditioners
DC Inverter R32

high-wall

single split air conditioners

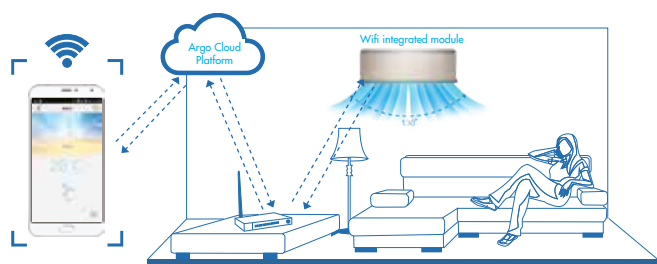


(Standard)
Infrared remote
control



(Optional)
Wired controller
control

long distance WiFi



You can control your home comfort when and where you desire.

energy class


- A⁺⁺** Cooling
- A⁺** Heating (average season)
- A⁺⁺⁺** Heating (warmer season)

iFeel function



The sensor inside the remote control perceives the temperature in the environment and transmits the signal to the indoor unit. Thus the indoor unit can adjust air flow volume and temperature to grant the comfort exactly where the remote control is placed.

air purification system



It grants effective sterilization of air removing over 90% of bacteria. It removes odors. The air quality is improved thanks to the emission of many negative oxygen ions.

intelligent auto restart



After power failure, the unit automatically restarts keeping last function settings. (Memory function)

soft start



The startup energy consumption is reduced to lower not to interfere with the use of the other appliances.



high-wall

single split air conditioners technical data

MODEL		X3I ECO PLUS 27		X3I ECO PLUS 35		
Indoor unit		X3I ECO PLUS 27 HL WF		X3I ECO PLUS 35 HL WF		
Outdoor unit		X3I ECO PLUS 27 SH		X3I ECO PLUS 35 SH		
		Units	Cooling	Heating	Cooling	Heating
Nominal capacity (min.-max.) (EN14511)	kW	2,7 (0,45-3,5)	2,9 (0,6-3,5)	3,5 (0,9-3,9)	3,67 (0,9-4,5)	
	BTU/h	9200	9600	12000	12600	
EER/COP (EN14511)		3,29	3,71	3,23	3,71	
Design Load (Pdesign c/Pdesign h) Average/Warmer/Colder) (EN14825)*	kW	2,7	2,6/2,8/2,27	3,5	3,0/3,5/4,5	
Seasonal efficiency ratio (SEER/SCOP (Average/Warmer/Colder) (EN14825)*		6,8	4,0/5,1/3,2	7,0	4,0/5,1/3,2	
Energy efficiency class*		A++	A+/A+++/B	A++	A+/A+++/B	
Annual energy consumption C/H (Average/Warmer/Colder)*	kWh/annum	149	910/769/1772	201	1050/961/2953	
Air flowrate indoor (sh.-h.-mh.-m.-ml.-l.-sl.)	m ³ /h	560-490-460-430-380-330-290		680-620-560-490-450-420-390		
Dehumidification	l/h	0,8		1,4		
Fan speeds (Indoor/Outdoor)	n°	7/2		7/2		
Sound pressure Indoor (sh.-h.-mh.-m.-ml.-l.-sl.)	dB(A)	41-37-35-32-29-26-24		42-38-36-34-32-29-26		
Sound pressure Outdoor (h.)	dB(A)	50		52		
Sound power Indoor (sh.-h.-mh.-m.-ml.-l.-sl.)	dB(A)	55-48-46-44-40-37-35		57-50-48-46-44-41-38		
Sound power Outdoor (h.)	dB(A)	59		62		
Power supply	V/Ph/Hz	220-240/1/50		220-240/1/50		
Power input nominal (min.-max)	kW	0,82 (0,09-1,4)	0,75 (0,16-1,5)	1,085 (0,22-1,45)	0,990 (0,22-1,5)	
Compressor type		Rotary DC Inverter		Rotary DC Inverter		
Refrigerant type/GWP		R32/675		R32/675		
Refrigerant charge	kg/T.CO ₂ eq.	0,55/0,371		0,7/0,473		
Liquid pipe diameter	mm (")	6,35 (1/4")		6,35 (1/4")		
Gas pipe diameter	mm (")	9,52 (3/8")		9,52 (3/8")		
Min.-max. pipe lenght with gas standard charge	m	3-5		3-5		
Max. pipe lenght	m	15		20		
Additional refrigerant charge	g/m	16		16		
Max. height between units (Outdoor on top)	m	10		10		
Max. height between units (indoor on top)	m	10		10		
Net dimension Indoor (H./W./D.)	mm	275/790/200		289/845/209		
Net dimension Outdoor (H./W./D.)	mm	540/776/320		596/848/320		
Net weight Indoor/Outdoor	Kg	9/27,5		10,5/31		

OPERATING RANGE: outdoor temperature

Cooling mode: from -15°C to +43°C

Heating mode: from -15°C to +24°C

RANGE OF INDOOR TEMPERATURE ADJUSTMENT: from 16 to 30°C

*Data declared in compliance with EU Regulation no. 206/2012, as regards to Ecodesign requirements for air conditioners and comfort fans, and EU Regulation no. 626/2011, concerning the energy labelling of air conditioners, and tested according to standard EN14825.

MODEL		X3I ECO PLUS 52		X3I ECO PLUS 70	
Indoor unit		X3I ECO PLUS 52 HL WF		X3I ECO PLUS 70 HL WF	
Outdoor unit		X3I ECO PLUS 52 SH		X3I ECO PLUS 70 SH	
Units		Cooling	Heating	Cooling	Heating
Nominal capacity (min.-max.) (EN14511)	kW	5,13 (1,26-6,6)	5,28 (1,2-6,6)	7,00 (1,9-8,85)	7,40 (1,8-10,63)
	BTU/h	17800	18000	24000	25300
EER/COP (EN14511)		3,40	3,72	3,68	3,90
Design Load (Pdesign c/Pdesign h) (Average/Warmer/Colder) (EN14825)*	kW	5,2	4,2/4,3/5,0	7,0	6,4/6,9/6,3
Seasonal efficiency ratio (SEER/SCOP (Average/Warmer/Colder) (EN14825)*		6,1	4,0/5,1/3,4	6,5	4,0/5,1/3,3
Energy efficiency class*		A++	A+/A+++/A	A++	A+/A+++/B
Annual energy consumption C/H (Average/Warmer/Colder)*	kWh/annum	260	1470/1180/3088	377	2240/1894/4009
Air flowrate indoor (sh.-h.-mh.-m.-ml.-l.-sl.)	m ³ /h	800-720-650-610-570-520-470		1250-1100-1000-950-900-850-750	
Dehumidification	l/h	1,8		2,4	
Fan speeds (Indoor/Outdoor)	n°	7/2		7/2	
Sound pressure Indoor (sh.-h.-mh.-m.-ml.-l.-sl.)	dB(A)	45-43-41-38-35-34-31		48-45-42-39-37-36-33	
Sound pressure Outdoor (h.)	dB(A)	57		58	
Sound power Indoor (sh.-h.-mh.-m.-ml.-l.-sl.)	dB(A)	59-57-55-52-49-48-45		63-60-57-54-52-51-48	
Sound power Outdoor (h.)	dB(A)	64		68	
Power supply	V/Ph/Hz	220-240/1/50		220-240/1/50	
Power input nominal (min.-max)	kW	1,528 (0,38-2,45)	1,41 (0,35-2,6)	1,90 (0,43-3,1)	1,897 (0,43-3,75)
Compressor type		Rotary DC Inverter		Rotary DC Inverter	
Refrigerant type/GWP		R32		R32	
Refrigerant charge	kg/T.CO ₂ eq.	1,0/0,675		1,7/1,148	
Liquid pipe diameter	mm (")	6,35 (1/4")		6,35 (1/4")	
Gas pipe diameter	mm (")	12,7 (1/2")		15,88 (5/8")	
Min.-max. pipe length with gas standard charge	m	3-5		3-5	
Max. pipe length	m	25		25	
Additional refrigerant charge	g/m	16		40	
Max. height between units (Outdoor on top)	m	10		10	
Max. height between units (indoor on top)	m	10		10	
Net dimension Indoor (H./W./D.)	mm	300/970/224		325/1078/246	
Net dimension Outdoor (H./W./D.)	mm	700/965/396		700/963/396	
Net weight Indoor/Outdoor	Kg	13,5/45		16,5/53,5	

OPERATING RANGE: outdoor temperature

Cooling mode: from -15°C to +43°C

Heating mode: from -15°C to +24°C

RANGE OF INDOOR TEMPERATURE ADJUSTMENT: from 16 to 30°C

*Data declared in compliance with EU Regulation no. 206/2012, as regards to Ecodesign requirements for air conditioners and comfort fans, and EU Regulation no. 626/2011, concerning the energy labelling of air conditioners, and tested according to standard EN14825.

high wall -22°C

single split air conditioners



(Standard)
Infrared remote control



(Optional)
Wired controller

heating operation down to very low outdoor temperatures

This range can work in heating even with low outdoor temperatures, down to -22°C, thanks to the heating element in the bottom of the outdoor unit. It is suitable for harsh climates.

energy class

- A⁺⁺** Cooling
- A⁺** Heating (average season)
- A⁺⁺⁺** Heating (warmer season)



MODEL		X3I ECO PLUS 27 LH		X3I ECO PLUS 35 LH		
Indoor unit		X3I ECO PLUS 27 HL WF LH		X3I ECO PLUS 35 HL WF LH		
Outdoor unit		X3I ECO PLUS 27 SH LH		X3I ECO PLUS 35 SH LH		
		Units	Cooling	Heating	Cooling	Heating
Nominal capacity (min.-max.) (EN14511)	kW	2,7 (0,45-3,5)	2,8 (0,45-4,2)	3,5 (0,70-4,00)	3,67 (0,80-4,50)	
	BTU/h	9200	9600	12000	12600	
EER/COP (EN14511)		3,29	3,71	3,23	3,71	
Design Load (Pdesign c/Pdesign h) (Average/Warmer/Colder) (EN14825)*	kW	2,7	2,6/2,8/2,7	3,5	3,0/3,5/4,5	
Seasonal efficiency ratio (SEER/SCOP (Average/Warmer/Colder) (EN14825)*		6,8	4,0/5,1/3,2	7,00	4,0/5,1/3,2	
Energy efficiency class*		A++	A+/A+++/B	A++	A+/A+++/B	
Annual energy consumption C/H (Average/Warmer/Colder)*	kWh/annum	139	910/769/1772	175	1050/961/2953	
Air flowrate indoor (sh.-h.-mh.-m.-ml.-l.-sl.)	m ³ /h	560-490-460-430-380-330-290		680-620-560-490-450-420-390		
Dehumidification	l/h	0,8		1,4		
Fan speeds (Indoor/Outdoor)	n°	7/2		7/2		
Sound pressure Indoor (sh.-h.-mh.-m.-ml.-l.-sl.)	dB(A)	41-37-35-32-29-26-24		42-38-35-32-30-28-26		
Sound pressure Outdoor (h.)	dB(A)	50		53		
Sound power Indoor (sh.-h.-mh.-m.-ml.-l.-sl.)	dB(A)	55-48-46-44-40-37-35		57-50-47-44-42-40-38		
Sound power Outdoor (h.)	dB(A)	59		62		
Power supply	V/Ph/Hz	220-240/1/50		220-240/1/50		
Power input nominal (min.-max)	kW	0,82 (0,09-1,40)	0,755 (0,16-1,50)	1,085 (0,09-1,45)	0,990 (0,18-1,50)	
Compressor type		Rotary DC Inverter		Rotary DC Inverter		
Refrigerant type/GWP		R32/675		R32/675		
Refrigerant charge	kg/T.CO ₂ eq.	0,55/0,371		0,7/0,473		
Liquid pipe diameter	mm (")	6,35 (1/4")		6,35 (1/4")		
Gas pipe diameter	mm (")	9,52 (3/8")		9,52 (3/8")		
Min.-max. pipe length with gas standard charge	m	3-5		3-5		
Max. pipe length	m	15		20		
Additional refrigerant charge	g/m	16		16		
Max. height between units (Outdoor on top)	m	10		10		
Max. height between units (indoor on top)	m	10		10		
Net dimension Indoor (H./W./D.)	mm	275/790/320		289/845/209		
Net dimension Outdoor (H./W./D.)	mm	540/776/320		596/848/320		
Net weight Indoor/Outdoor	Kg	9/27,5		10,5/31		

OPERATING RANGE: outdoor temperature

Cooling mode: from -15°C to +43°C

Heating mode: from -22°C to +24°C

RANGE OF INDOOR TEMPERATURE ADJUSTMENT: from 16 to 30°C

*Data declared in compliance with EU Regulation no. 206/2012, as regards to Ecodesign requirements for air conditioners and comfort fans, and EU Regulation no. 626/2011, concerning the energy labelling of air conditioners, and tested according to standard EN14825.

console -22°C

single split air conditioners



(Standard)
Infrared remote
control



(Optional)
Wired controller

remote WiFi



Thanks to the integrated remote WiFi module it is possible to control the units operation via APP on your smartphone, switch on/off the unit, select the desired mode and temperature, to program your comfort at any time, even when you aren't at home.

energy class

A⁺⁺ Cooling

A⁺ Heating


A⁺⁺⁺ Heating average season

iFeel function



The sensor incorporated into the remote control perceives the surrounding temperature and transmits the signal to the indoor unit. Thus, the indoor unit can adjust the volume and temperature of the air flow to ensure maximum comfort at the exact point where the remote control is located, not where the unit is located.

air purification system



It releases ions able to neutralize bacteria, fungus, viruses, pollen, acarus and in general pollutants present in the air, making the environment healthy and the air light. It ensures effective air sterilization, reducing over 90% of bacteria. It removes over 400 types of odors and improves the air quality, enriching it with negative ions.

slim and elegant design























The console integrates perfectly with any type of furniture, thanks to its clean, slim and elegant design.

heating operation down to very low outdoor temperatures



The console range can work in heating even in low outdoor temperatures, down to -22°C , thus it is suitable for harsh climate conditions. This is possible thanks to assessments that regulate and optimize the defrosting process and thanks to the heating element on the bottom of the outdoor unit.

 3 sleep mode	 Cold air prevention	 LED	 Timer	 Intelligent defrost	 Auto+ X-fan	 Turbo "Turbo" function	 Auto diagnosis	 Dehumidify	 Auto restart memory	 7 Fan speeds
 -22°C Min. temp. heating	 -15°C Min. temp. cooling	 8°C 8°C heating	 Quiet design	 iFeel	 Save energy	 Cold plasma	 WiFi WiFi control	 Wired controller (optional)		

console

single split air conditioners technical data

Model Indoor unit		X3I ECO PLUS AF27 HL		X3I ECO PLUS AF35 HL		
Model Outdoor unit		X3I ECO PLUS 27 SH LHB		X3I ECO PLUS 35 SH LHB		
		Units	Cooling	Heating	Cooling	Heating
Nominal capacity (min.-max.) (EN14511)	kW	2,7 (0,7-3,4)	2,9 (0,6-3,5)	3,52 (0,8-4,4)	3,8 (1,1-4,4)	
	BTU/h	9200	10000	12000	13000	
EER/COP (EN14511)		3,75	3,97	3,52	3,96	
Design Load (Pdesign c/Pdesign h) (Average/Warmer/Colder) (EN14825)*	kW	2,7	2,6/2,8/-	3,5	3,20/3,30/-	
Seasonal efficiency ratio (SEER/SCOP) (Average/Warmer/Colder) (EN14825)*		7,20	4,0/5,3/-	7,0	4,10/5,30/-	
Energy efficiency class*		A++	A+/A+++/-	A++	A+/A+++/-	
Annual energy consumption C/H (Average/Warmer/Colder)*	kWh/annum	131	910/740	175	1050/961/2953	
Air flowrate indoor (sh.-h.-mh.-m.-ml.-l.-sl.)	m ³ /h	500-430-410-370-330-280-250		600-520-480-440-400-360-280		
Dehumidification	l/h	0,8		1,2		
Fan speeds (Indoor/Outdoor)	n°	7/2		7/2		
Sound pressure Indoor (sh.-h.-mh.-m.-ml.-l.-sl.)	dB(A)	39-36-33-31-29-26-23		44-40-38-36-33-29-25		
Sound pressure Outdoor (h.)	dB(A)	49		52		
Sound power Indoor (sh.-h.-mh.-m.-ml.-l.-sl.)	dB(A)	50-48-45-44-42-38-34		54-50-48-46-43-39-35		
Sound power Outdoor (h.)	dB(A)	60		62		
Power supply	V/Ph/Hz	220-240/1/50		220-240/1/50		
Power input nominal (min.-max)	kW	0,72 (0,17-1,3)	0,73 (0,13-1,35)	1,00 (0,16-1,5)	0,960 (0,165-1,5)	
Compressor type		Rotary DC Inverter		Rotary DC Inverter		
Refrigerant type/GWP		R32/675		R32/675		
Refrigerant charge	kg/T.CO ₂ eq.	0,55/0,37		0,75/0,51		
Liquid pipe diameter	mm (")	6,35 (1/4")		6,35 (1/4")		
Gas pipe diameter	mm (")	9,52 (3/8")		9,52 (3/8")		
Min.-max. pipe lenght with gas standard charge	m	3-5		3-5		
Max. pipe lenght with additional gas charge	m	15		20		
Additional refrigerant charge	g/m	16		16		
Max. height between units (Outdoor on top)	m	10		10		
Max. height between units (indoor on top)	m	10		10		
Net dimension Indoor (H./W./D.)	mm	600/700/215		600/700/215		
Net dimension Outdoor (H./W./D.)	mm	540/782/320		596/848/320		
Net weight Indoor/Outdoor	Kg	15,5/27,5		15,5/30,5		

OPERATING RANGE: outdoor temperature

Cooling mode: from -15°C to +43°C

Heating mode: from -22°C to +24°C

RANGE OF INDOOR TEMPERATURE ADJUSTMENT: from 16 to 30°C

*Data declared in compliance with EU Regulation no. 206/2012, as regards to Ecodesign requirements for air conditioners and comfort fans, and EU Regulation no. 626/2011, concerning the energy labelling of air conditioners, and tested according to standard EN14825.

Model Indoor unit		X3I ECO PLUS AF52 HL	
Model Outdoor unit		X3I ECO PLUS 52 SH LHB	
	Units	Cooling	Heating
Nominal capacity (min.-max.) (EN14511)	kW	5,2 (1,26-6,6)	5,33 (1,12-6,8)
	BTU/h	17800	18000
EER/COP (EN14511)		3,40	3,55
Design Load (Pdesign c/Pdesign h) (Average/Warmer/Colder) (EN14825)*	kW	5,2	5,0/5,2/-
Seasonal efficiency ratio (SEER/SCOP) (Average/Warmer/Colder) (EN14825)*		6,6	4,1/5,1/-
Energy efficiency class*		A++	A+/A+++/-
Annual energy consumption C/H (Average/Warmer/Colder)*	kWh/annum	260	1707/1427/-
Air flowrate indoor (sh.-h.-mh.-m.-ml.-l.-sl.)	m ³ /h	700-650-580-520-460-410-320	
Dehumidification	l/h	1,8	
Fan speeds (Indoor/Outdoor)	n°	7/2	
Sound pressure Indoor (sh.-h.-mh.-m.-ml.-l.-sl.)	dB(A)	47-45-42-40-37-35-31	
Sound pressure Outdoor (h.)	dB(A)	57	
Sound power Indoor (sh.-h.-mh.-m.-ml.-l.-sl.)	dB(A)	57-55-52-50-47-45-41	
Sound power Outdoor (h.)	dB(A)	65	
Power supply	V/Ph/Hz	220-240/1/50	
Power input nominal (min.-max)	kW	1,55 (0,38-2,45)	1,5 (0,35-2,5)
Compressor type		Rotary DC Inverter	
Refrigerant type/GWP		R32/675	
Refrigerant charge	kg/T.CO ₂ eq.	0,95/0,64	
Liquid pipe diameter	mm (")	6,35 (1/4")	
Gas pipe diameter	mm (")	12,7 (1/2")	
Min.-max. pipe lenght with gas standard charge	m	3-5	
Max. pipe lenght	m	25	
Additional refrigerant charge	g/m	20	
Max. height between units (Outdoor on top)	m	10	
Max. height between units (indoor on top)	m	10	
Net dimension Indoor (H./W./D.)	mm	600/700/215	
Net dimension Outdoor (H./W./D.)	mm	700/965/396	
Net weight Indoor/Outdoor	Kg	15,5/46	

OPERATING RANGE: outdoor temperature
 Cooling mode: from -15°C to +43°C
 Heating mode: from -22°C to +24°C
 RANGE OF INDOOR TEMPERATURE ADJUSTMENT: from 16 to 30°C

*Data declared in compliance with EU Regulation no. 206/2012, as regards to Ecodesign requirements for air conditioners and comfort fans, and EU Regulation no. 626/2011, concerning the energy labelling of air conditioners, and tested according to standard EN14825.

multisplit

air conditioners



18K, 21K, 24K, 28K



36K, 42K



several matchings

Possibility of choice among different capacities and types of indoor units.

energy class

A⁺⁺ Cooling

A⁺ Heating

wide range

- Capacity range from 18 to 42000 BTU/h
- Widely used in residential houses, hotel, business offices

DC Inverter technology

- Low Consumption
- Low Noise Level
- Precise temperature control

low ambient cooling & heating

The ability to work down to -15°C of outdoor temperature, in both cooling and heating modes, ensures a high product reliability: when the outside temperature changes, the compressor frequency and fan speed adjust accordingly.



indoor units capacities

		9000	12000	18000	24000
HIGH-WALL		•	•	•	•
CASSETTE			•	•	
DUCTED		•	•	•	
FLOOR CEILING		•	•	•	
CONSOLE		•	•	•	



Compact design



Cold air prevention



EASY
Easy maintenance



Timer 24H



Intelligent Defrosting



"Turbo" function



Auto diagnosis



High efficiency



Auto restart memory



Child lock



Low voltage start-up



Complete protection



Wide voltage



Action wide range



Central control



Long range monitoring



Wired controller (optional)

multisplit

outdoor unit technical data

Model Outdoor unit - DUAL SPLIT		X3MI ECO 52SHB	
	Units	Cooling	Heating
Nominal capacity (min.-max.) (EN14511)	kW	5,2 (2,14-5,8)	5,4 (2,58-5,92)
	BTU/h	17750	18430
EER/COP (EN14511)		3,69	4,39
Design Load (Pdesign c/Pdesign h) (Average/Warmer/Colder) (EN14825)*	kW	5,2	3,8
Seasonal efficiency ratio (SEER/SCOP (Average/Warmer/Colder) (EN14825)*		6,1	4,0
Energy efficiency class*		A++	A+
Annual energy consumption C/H (Average/Warmer/Colder)*	kWh/annum	298	1330
Min.-max. number of connectable indoor units		2	
Air flowrate (h.)	m ³ /h	2600	
Fan speeds Outdoor	n°	2	
Sound pressure Outdoor (h.)	dB(A)	55	
Sound power Outdoor (h.)	dB(A)	65	
Power supply	V/Ph/Hz	220-240/1/50	
Power input nominal (min.-max)	kW	1,45 (0,56-1,56)	1,30 (0,78-1,78)
Compressor type		Rotary DC Inverter	
Refrigerant type/GWP		R32/675	
Refrigerant charge	kg/T.CO ₂ eq.	1,0/0,675	
Liquid pipe diameter	mm (")	6,35 (1/4")	
Gas pipe diameter	mm (")	9,52 (3/8")	
Min.-max. pipe lenght with gas standard charge	m	3-10	
Max. pipe lenght with additional charge	m	20	
Max. pipe lenght for unit	m	10	
Additional refrigerant charge	g/m	20	
Max. height between units (Outdoor on top)	m	5	
Max. height between units (Indoor on top)	m	5	
Net dimension Outdoor (H./W./D.)	mm	596/899/378	
Net weight Outdoor	Kg	43	

OPERATING RANGE: outdoor temperature
 Cooling mode: from -15°C to +43°C
 Heating mode: from -15°C to +24°C

*Data declared in compliance with EU Regulation no. 206/2012, as regards to Ecodesign requirements for air conditioners and comfort fans, and EU Regulation no. 626/2011, concerning the energy labelling of air conditioners, and tested according to standard EN14825.

Model Outdoor unit - TRIAL SPLIT		X3MI ECO 61SH		X3MI ECO 71SH	
	Units	Cooling	Heating	Cooling	Heating
Nominal capacity (min.-max.) (EN14511)	kW	6,1 (2,2-7,33)	6,5 (3,61-8,5)	7,1 (2,29-8,5)	8,5 (3,66-8,79)
	BTU/h	20820	22180	24230	29000
EER/COP (EN14511)		3,51	4,06	3,64	3,86
Design Load (Pdesign c/Pdesign h) (Average/Warmer/Colder) (EN14825)*	kW	6,1	6,1	7,1	6,1
Seasonal efficiency ratio (SEER/SCOP (Average/Warmer/Colder) (EN14825)*		6,1	4,0	6,1	4,0
Energy efficiency class*		A++	A+	A++	A+
Annual energy consumption C/H (Average/Warmer/Colder)*	kWh/annum	350	2135	407	2135
Min.-max. number of connectable indoor units		2-3		2-3	
Air flowrate (h.)	m ³ /h	3200		4000	
Fan speeds Outdoor	n°	2		2	
Sound pressure Outdoor (h.)	dB(A)	58		58	
Sound power Outdoor (h.)	dB(A)	68		68	
Power supply	V/Ph/Hz	220-240/1/50		220-240/1/50	
Power input nominal (min.-max)	kW	1,74 (0,95-2,39)	1,60 (0,78-2,87)	1,95 (1,10-2,87)	2,20 (0,98-2,87)
Compressor type		Rotary DC Inverter		Rotary DC Inverter	
Refrigerant type/GWP		R32/675		R32/675	
Refrigerant charge	kg/T.CO ₂ eq.	1,6/1,080		1,8/1,215	
Liquid pipe diameter	mm (")	6,35 (1/4")		6,35 (1/4")	
Gas pipe diameter	mm (")	9,52 (3/8")		9,52 (3/8")	
Min.-max. pipe lenght with gas standard charge	m	3-30		3-30	
Max. pipe lenght with additional charge	m	60		60	
Max. pipe lenght for unit	m	20		20	
Additional refrigerant charge	g/m	20		20	
Max. height between units (Outdoor on top)	m	10		10	
Max. height between units (Indoor on top)	m	10		10	
Net dimension Outdoor (H./W./D.)	mm	700/955/396		790/980/427	
Net weight Outdoor	Kg	55		68	

OPERATING RANGE: outdoor temperature
 Cooling mode: from -15°C to +43°C
 Heating mode: from -15°C to +24°C

*Data declared in compliance with EU Regulation no. 206/2012, as regards to Ecodesign requirements for air conditioners and comfort fans, and EU Regulation no. 626/2011, concerning the energy labelling of air conditioners, and tested according to standard EN14825.

multisplit

outdoor unit technical data

Model Outdoor unit - QUADRI SPLIT		X3MI ECO 80SH		X3MI ECO 105SH	
	Units	Cooling	Heating	Cooling	Heating
Nominal capacity (min.-max.) (EN14511)	kW	8,0 (2,29-10,26)	9,50 (3,66-10,26)	10,5 (2,1-11)	11 (2,6-13)
	BTU/h	27300	31730	35830	37530
EER/COP (EN14511)		3,57	3,71	3,39	3,75
Design Load (P _{design c} /P _{design h}) (Average/Warmer/Colder) (EN14825)*	kW	8,0	7,2	10,5	10,5
Seasonal efficiency ratio (SEER/SCOP) (Average/Warmer/Colder) (EN14825)*		6,1	4,0	6,1	4,0
Energy efficiency class*		A++	A+	A++	A+
Annual energy consumption C/H (Average/Warmer/Colder)*	kWh/annum	459	2520	602	3675
Min.-max. number of connectable indoor units		2-4		2-4	
Air flowrate (h.)	m ³ /h	4000		5200	
Fan speeds Outdoor	n°	2		2	
Sound pressure Outdoor (h.)	dB(A)	58		57	
Sound power Outdoor (h.)	dB(A)	68		67	
Power supply	V/Ph/Hz	220-240/1/50		220-240/1/50	
Power input nominal (min.-max)	kW	2,24 (1,3-3,58)	2,56 (1,0-2,87)	3,10 (1,6-4,0)	3,00 (1,61-1,4)
Compressor type		Rotary DC Inverter		Rotary DC Inverter	
Refrigerant type/GWP		R32/675		R32/675	
Refrigerant charge	kg/T.CO ₂ eq.	2,0/1,35		2,75/1,86	
Liquid pipe diameter	mm (")	6,35 (1/4")		6,35 (1/4")	
Gas pipe diameter	mm (")	9,52 (3/8")		9,52 (3/8")	
Min.-max. pipe lenght with gas standard charge	m	3-40		3-40	
Max. pipe lenght with additional charge	m	70		75	
Max. pipe lenght for unit	m	20		20	
Additional refrigerant charge	g/m	20		20	
Max. height between units (Outdoor on top)	m	10		15	
Max. height between units (Indoor on top)	m	10		15	
Net dimension Outdoor (H./W./D.)	mm	790/980/427		1103/1087/440	
Net weight Indoor/Outdoor	Kg	69		90	

OPERATING RANGE: outdoor temperature
Cooling mode: from -15°C to +43°C
Heating mode: from -15°C to +24°C

*Data declared in compliance with EU Regulation no. 206/2012, as regards to Ecodesign requirements for air conditioners and comfort fans, and EU Regulation no. 626/2011, concerning the energy labelling of air conditioners, and tested according to standard EN14825.

Model Outdoor unit - PENTA SPLIT		X3MI ECO 120SH	
	Units	Cooling	Heating
Nominal capacity (min.-max.) (EN14511)	kW	12 (2,6-13)	13 (2,6-14,5)
	BTU/h	41300	44360
EER/COP (EN14511)		3,48	4,06
Design Load (Pdesign c/Pdesign h) (Average/Warmer/Colder) (EN14825)*	kW	12,0	11,8
Seasonal efficiency ratio (SEER/SCOP (Average/Warmer/Colder) (EN14825)*		6,1	4,0
Energy efficiency class*		A++	A+
Annual energy consumption C/H (Average/Warmer/Colder)*	kWh/annum	689	4130
Min.-max. number of connectable indoor units		2-5	
Air flowrate (h.)	m ³ /h	5500	
Fan speeds Outdoor	n°	2	
Sound pressure Outdoor (h.)	dB(A)	55	
Sound power Outdoor (h.)	dB(A)	70	
Power supply	V/Ph/Hz	220-240/1/50	
Power input nominal (min.-max)	kW	3,45 (2,6-4,0)	3,50 (1,61-1,4)
Compressor type		Rotary DC Inverter	
Refrigerant type/GWP		R32/675	
Refrigerant charge	kg/T.CO ₂ eq.	2,75/1,86	
Liquid pipe diameter	mm (")	6,35 (1/4")	
Gas pipe diameter	mm (")	9,52 (3/8")	
Min.max. pipe lenght with gas standard charge	m	3-40	
Max. pipe lenght with additional charge	m	75	
Max. pipe lenght for unit	m	25	
Additional refrigerant charge	g/m	20	
Max. height between units (Outdoor on top)	m	15	
Max. height between units (Indoor on top)	m	15	
Net dimension Outdoor (H./W./D.)	mm	1103/1087/440	
Net weight Indoor/Outdoor	Kg	90	

OPERATING RANGE: outdoor temperature
 Cooling mode: from -15°C to +43°C
 Heating mode: from -15°C to +24°C

*Data declared in compliance with EU Regulation no. 206/2012, as regards to Ecodesign requirements for air conditioners and comfort fans, and EU Regulation no. 626/2011, concerning the energy labelling of air conditioners, and tested according to standard EN14825.

multisplit

indoor unit matchings: COOLING MODE

DUAL - X3MI ECO 52SHB	Nominal Cooling capacity (kW)					Total Cooling Capacity (kW)			Total Power Input (kW)			Current consumption (A) 230V			EER (W/W)	SEER (W/W)	Energy efficiency class
	Unit A	Unit B	Unit C	Unit D	Unit E	Min.	Nom.	Max.	Min.	Nom.	Max.	Min.	Nom.	Max.	X3 ECO PLUS		
9k+9k	2,60	2,60				2,15	5,20	5,80	0,56	1,45	1,56	2,48	6,43	6,92	3,59	6,10	A++
9k+12k	2,23	2,97				2,15	5,20	5,80	0,56	1,45	1,56	2,48	6,43	6,92	3,59	6,10	A++
12k+12k	2,60	2,60				2,15	5,20	5,80	0,56	1,45	1,56	2,48	6,43	6,92	3,59	6,10	A++

TRIAL - X3MI ECO 61SH	Nominal Cooling capacity (kW)					Total Cooling Capacity (kW)			Total Power Input (kW)			Current consumption (A) 230V			EER (W/W)	SEER (W/W)	Energy efficiency class
	Unit A	Unit B	Unit C	Unit D	Unit E	Min.	Nom.	Max.	Min.	Nom.	Max.	Min.	Nom.	Max.	X3 ECO PLUS		
9k+9k	2,60	2,60				2,20	5,20	5,60	0,95	1,60	2,20	4,21	7,10	9,76	3,25	6,10	A++
9k+12k	2,61	3,49				2,20	6,10	7,33	0,95	1,74	2,39	4,21	7,72	10,60	3,51	6,10	A++
9k+18k	2,03	4,07				2,20	6,10	7,33	0,95	1,74	2,39	4,21	7,72	10,60	3,51	6,10	A++
12k+12k	3,05	3,05				2,20	6,10	7,33	0,95	1,74	2,39	4,21	7,72	10,60	3,51	6,10	A++
12k+18k	2,44	3,66				2,20	6,10	7,33	0,95	1,74	2,39	4,21	7,72	10,60	3,51	6,10	A++
9k+9k+9k	2,03	2,03	2,03			2,20	6,10	7,33	0,95	1,74	2,39	4,21	7,72	10,60	3,51	6,10	A++
9k+9k+12k	1,83	1,83	2,44			2,20	6,10	7,33	0,95	1,74	2,39	4,21	7,72	10,60	3,51	6,10	A++

TRIAL - X3MI ECO 71SH	Nominal Cooling capacity (kW)					Total Cooling Capacity (kW)			Total Power Input (kW)			Current consumption (A) 230V			EER (W/W)	SEER (W/W)	Energy efficiency class
	Unit A	Unit B	Unit C	Unit D	Unit E	Min.	Nom.	Max.	Min.	Nom.	Max.	Min.	Nom.	Max.	X3 ECO PLUS		
9k+9k	2,60	2,60				2,40	5,20	6,30	1,10	1,72	2,20	4,88	7,63	9,76	3,02	6,10	A++
9k+12k	2,60	3,50				2,40	6,10	7,30	1,10	1,72	2,20	4,88	7,63	9,76	3,55	6,10	A++
9k+18k	2,37	4,73				2,40	7,10	8,50	1,10	1,95	2,87	4,88	8,65	12,73	3,64	6,10	A++
12k+12k	3,55	3,55				2,40	7,10	8,50	1,10	1,95	2,87	4,88	8,65	12,73	3,64	6,10	A++
12k+18k	2,84	4,26				2,40	7,10	8,50	1,10	1,95	2,87	4,88	8,65	12,73	3,64	6,10	A++
18k+18k	3,55	3,55				2,40	7,10	8,50	1,10	1,95	2,87	4,88	8,65	12,73	3,64	6,10	A++
9k+9k+9k	2,37	2,37	2,37			2,40	7,10	8,50	1,10	1,95	2,87	4,88	8,65	12,73	3,64	6,10	A++
9k+9k+12k	2,13	2,13	2,84			2,40	7,10	8,50	1,10	1,95	2,87	4,88	8,65	12,73	3,64	6,10	A++
9k+9k+18k	1,78	1,78	3,55			2,40	7,10	8,50	1,10	1,95	2,87	4,88	8,65	12,73	3,64	6,10	A++
9k+12k+12k	1,94	2,58	2,58			2,40	7,10	8,50	1,10	1,95	2,87	4,88	8,65	12,73	3,64	6,10	A++
12k+12k+12k	2,37	2,37	2,37			2,40	7,10	8,50	1,10	1,95	2,87	4,88	8,65	12,73	3,64	6,10	A++

QUADRI - X3MI ECO 80SH	Nominal Cooling capacity (kW)					Total Cooling Capacity (kW)			Total Power Input (kW)			Current consumption (A) 230V			EER (W/W)	SEER (W/W)	Energy efficiency class
	Unit A	Unit B	Unit C	Unit D	Unit E	Min.	Nom.	Max.	Min.	Nom.	Max.	Min.	Nom.	Max.	X3 ECO PLUS		
9k+9k	2,60	2,60				2,50	5,20	5,62	1,30	1,95	2,87	5,77	8,65	12,73	2,67	6,10	A++
9k+12k	2,60	3,50				2,50	6,10	6,59	1,30	1,95	2,87	5,77	8,65	12,73	3,13	6,10	A++
9k+18k	2,60	5,00				2,50	7,60	8,21	1,30	1,95	2,87	5,77	8,65	12,73	3,90	6,10	A++
12k+12k	3,50	3,50				2,50	7,00	7,56	1,30	1,95	2,87	5,77	8,65	12,73	3,59	6,10	A++
12k+18k	3,20	4,80				2,50	8,00	10,00	1,30	2,24	3,58	5,77	9,94	15,88	3,57	6,10	A++
18k+18k	4,00	4,00				2,50	8,00	10,00	1,30	2,24	3,58	5,77	9,94	15,88	3,57	6,10	A++
9k+9k+9k	2,67	2,67	2,67			2,50	8,00	8,64	1,30	1,95	2,87	5,77	8,65	12,73	4,10	6,10	A++
9k+9k+12k	2,40	2,40	3,20			2,50	8,00	10,00	1,30	2,24	3,58	5,77	9,94	15,88	3,57	6,10	A++
9k+9k+18k	2,00	2,00	4,00			2,50	8,00	10,00	1,30	2,24	3,58	5,77	9,94	15,88	3,57	6,10	A++
9k+12k+12k	2,18	2,91	2,91			2,50	8,00	10,00	1,30	2,24	3,58	5,77	9,94	15,88	3,57	6,10	A++
9k+12k+18k	1,85	2,46	3,69			2,50	8,00	10,00	1,30	2,24	3,58	5,77	9,94	15,88	3,57	6,10	A++
12k+12k+12k	2,67	2,67	2,67			2,50	8,00	10,00	1,30	2,24	3,58	5,77	9,94	15,88	3,57	6,10	A++
12k+12k+18k	2,29	2,29	3,43			2,50	8,00	10,00	1,30	2,24	3,58	5,77	9,94	15,88	3,57	6,10	A++
9k+9k+9k+9k	2,00	2,00	2,00	2,00		2,50	8,00	10,00	1,30	2,24	3,58	5,77	9,94	15,88	3,57	6,10	A++
9k+9k+9k+12k	1,85	1,85	1,85	2,46		2,50	8,00	10,00	1,30	2,24	3,58	5,77	9,94	15,88	3,57	6,10	A++
9k+9k+12k+12k	1,71	1,71	2,29	2,29		2,50	8,00	10,00	1,30	2,24	3,58	5,77	9,94	15,88	3,57	6,10	A++

QUADRI - X3MI ECO 105SH	Nominal Cooling capacity (kW)					Total Cooling Capacity (kW)			Total Power Input (kW)			Current consumption (A) 230V			EER (W/W)	SEER (W/W)	Energy efficiency class
	Unit A	Unit B	Unit C	Unit D	Unit E	Min.	Nom.	Max.	Min.	Nom.	Max.	Min.	Nom.	Max.	X3 ECO PLUS		
9k+9k	2,60	2,60				2,40	5,20	5,76	1,60	2,40	3,50	7,10	10,65	15,53	2,17	6,10	A++
9k+12k	2,60	3,50				2,40	6,10	6,76	1,60	2,40	3,50	7,10	10,65	15,53	2,54	6,10	A++
9k+18k	2,60	5,00				2,40	7,60	8,42	1,60	2,40	3,50	7,10	10,65	15,53	3,17	5,6	A++
9k+24k	2,60	7,20				2,40	9,80	10,86	1,60	2,60	3,60	7,10	11,5	16,0	3,77	5,6	A++
12k+12k	3,50	3,50				2,40	7,00	7,76	1,60	2,40	3,50	7,10	10,65	15,53	2,92	6,10	A++
12k+18k	3,50	5,00				2,40	8,50	9,42	1,60	2,40	3,50	7,10	10,65	15,53	3,54	6,10	A++
12k+24k	3,50	7,00				2,40	10,50	11,00	1,60	3,10	4,00	7,10	13,75	17,75	3,39	6,10	A++
18k+18k	5,25	5,25				2,40	10,50	11,00	1,60	3,10	4,00	7,10	13,75	17,75	3,39	6,10	A++
18k+24k	4,50	6,00				2,40	10,50	11,00	1,60	3,10	4,00	7,10	13,75	17,75	3,39	6,10	A++
24k+24k	5,25	5,25				2,40	10,50	11,00	1,60	3,10	4,00	7,10	13,75	17,75	3,39	6,10	A++
9k+9k+9k	2,60	2,60	2,60			2,40	7,80	8,64	1,60	2,40	3,50	7,10	10,65	15,53	3,25	6,10	A++
9k+9k+12k	2,60	2,60	4,20			2,40	9,40	10,42	1,60	2,60	3,60	7,10	11,54	15,97	3,62	6,10	A++
9k+9k+18k	2,63	2,63	5,25			2,40	10,50	11,00	1,60	3,10	4,00	7,10	13,75	17,75	3,39	6,10	A++
9k+9k+24k	2,25	2,25	6,00			2,40	10,50	11,00	1,60	3,10	4,00	7,10	13,75	17,75	3,39	6,10	A++
9k+12k+12k	2,60	3,50	3,50			2,40	9,60	10,64	1,60	3,10	4,00	7,10	13,75	17,75	3,10	6,10	A++
9k+12k+18k	2,42	3,23	4,85			2,40	8,00	11,00	1,60	3,10	4,00	7,10	13,75	17,75	3,39	6,10	A++
9k+12k+24k	2,10	2,80	5,60			2,40	10,50	11,00	1,60	3,10	4,00	7,10	13,75	17,75	3,39	6,10	A++
9k+18k+18k	2,10	4,20	4,20			2,40	10,50	11,00	1,60	3,10	4,00	7,10	13,75	17,75	3,39	6,10	A++
9k+18k+24k	1,85	3,71	4,94			2,40	10,50	11,00	1,60	3,10	4,00	7,10	13,75	17,75	3,39	6,10	A++
12k+12k+12k	3,50	3,50	3,50			2,40	10,50	11,00	1,60	3,10	4,00	7,10	13,75	17,75	3,39	6,10	A++
12k+12k+18k	3,00	3,00	4,50			2,40	10,50	11,00	1,60	3,10	4,00	7,10	13,75	17,75	3,39	6,10	A++
12k+12k+24k	2,63	2,63	5,25			2,40	10,50	11,00	1,60	3,10	4,00	7,10	13,75	17,75	3,39	6,10	A++
12k+18k+18k	2,63	3,94	3,94			2,40	10,50	11,00	1,60	3,10	4,00	7,10	13,75	17,75	3,39	6,10	A++
12k+18k+24k	2,33	3,50	4,67			2,40	10,50	11,00	1,60	3,10	4,00	7,10	13,75	17,75	3,39	6,10	A++
18k+18k+18k	3,50	3,50	3,50			2,40	10,50	11,00	1,60	3,10	4,00	7,10	13,75	17,75	3,39	6,10	A++
9k+9k+9k+9k	2,63	2,63	2,63	2,63		2,40	10,50	11,00	1,60	3,10	4,00	7,10	13,75	17,75	3,39	6,10	A++
9k+9k+9k+12k	2,42	2,42	2,42	2,42		2,40	10,50	11,00	1,60	3,10	4,00	7,10	13,75	17,75	3,39	6,10	A++
9k+9k+9k+18k	2,10	2,10	2,10	4,20		2,40	10,50	11,00	1,60	3,10	4,00	7,10	13,75	17,75	3,39	6,10	A++
9k+9k+9k+24k	1,85	1,85	1,85	4,94		2,40	10,50	11,00	1,60	3,10	4,00	7,10	13,75	17,75	3,39	6,10	A++
9k+9k+12k+12k	2,25	2,25	3,00	3,00		2,40	10,50	11,00	1,60	3,10	4,00	7,10	13,75	17,75	3,39	6,10	A++
9k+9k+12k+18k	1,97	1,97	2,63	3,94		2,40	10,50	11,00	1,60	3,10	4,00	7,10	13,75	17,75	3,39	6,10	A++
9k+9k+12k+24k	1,75	1,75	2,33	4,67		2,40	10,50	11,00	1,60	3,10	4,00	7,10	13,75	17,75	3,39	6,10	A++
9k+9k+18k+18k	1,75	1,75	3,50	3,50		2,40	10,50	11,00	1,60	3,10	4,00	7,10	13,75	17,75	3,39	6,10	A++
9k+12k+12k+12k	2,10	2,80	2,80	2,80		2,40	10,50	11,00	1,60	3,10	4,00	7,10	13,75	17,75	3,39	6,10	A++
9k+12k+12k+18k	1,85	2,47	2,47	3,71		2,40	10,50	11,00	1,60	3,10	4,00	7,10	13,75	17,75	3,39	6,10	A++
12k+12k+12k+12k	2,63	2,63	2,63	2,63		2,40	10,50	11,00	1,60	3,10	4,00	7,10	13,75	17,75	3,39	6,10	A++
12k+12k+12k+18k	2,33	2,63	2,33	3,50		2,40	10,50	11,00	1,60	3,10	4,00	7,10	13,75	17,75	3,39	6,10	A++

multisplit

indoor unit matchings: COOLING MODE

PENTA - X3MI ECO 120SH	Nominal Cooling capacity (kW)					Total Cooling Capacity (kW)			Total Power Input (kW)			Current consumption (A) 230V			EER (W/W)	SEER (W/W)	Energy efficiency class
	Unit A	Unit B	Unit C	Unit D	Unit E	Min.	Nom.	Max.	Min.	Nom.	Max.	Min.	Nom.	Max.			
	9k+12k	2,60	3,50				2,40	6,10	6,59	2,60	3,45	4,00	11,54	15,31	17,75	1,77	5,6
9k+18k	2,60	5,00				2,40	7,60	8,21	2,60	3,45	4,00	11,54	15,31	17,75	2,20	5,6	A++
9k+24k	2,60	7,20				2,40	9,80	10,58	2,60	3,45	4,00	11,54	15,31	17,75	2,84	5,6	A++
12k+12k	3,50	3,50				2,40	7,00	7,56	2,60	3,45	4,00	11,54	15,31	17,75	2,03	5,6	A++
12k+18k	3,50	6,10				2,40	9,60	10,37	2,60	3,45	4,00	11,54	15,31	17,75	2,78	5,6	A++
12k+24k	3,50	7,20				2,40	10,70	11,56	2,60	3,45	4,00	11,54	15,31	17,75	3,10	5,6	A++
18k+18k	5,00	5,00				2,40	10,00	10,80	2,60	3,45	4,00	11,54	15,31	17,75	2,90	5,6	A++
18k+24k	5,14	6,86				2,40	12,00	13,60	2,60	3,45	4,00	11,54	15,31	17,75	3,48	5,6	A++
24k+24k	6,00	6,00				2,40	12,00	13,60	2,60	3,45	4,00	11,54	15,31	17,75	3,48	5,6	A++
9k+9k+9k	2,60	2,60	2,60			2,40	7,80	8,42	2,60	3,45	4,00	11,54	15,31	15,53	2,26	5,6	A++
9k+9k+18k	2,70	2,70	4,45			2,40	9,85	11,00	2,60	3,45	4,00	11,54	15,31	17,75	2,86	5,6	A++
9k+9k+24k	2,57	2,57	6,86			2,40	12,00	13,60	2,60	3,45	4,00	11,54	15,31	17,75	3,48	5,6	A++
9k+12k+12k	2,60	3,50	3,50			2,40	9,60	10,37	2,60	3,45	4,00	11,54	15,31	17,75	2,78	5,6	A++
9k+12k+18k	2,60	3,50	5,00			2,40	11,10	11,99	2,60	3,45	4,00	11,54	15,31	17,75	3,22	5,6	A++
9k+12k+24k	2,40	3,20	6,40			2,40	12,00	13,60	2,60	3,45	4,00	11,54	15,31	17,75	3,48	5,6	A++
9k+18k+18k	2,40	4,80	4,80			2,40	12,00	13,60	2,60	3,45	4,00	11,54	15,31	17,75	3,48	5,6	A++
9k+18k+24k	2,12	4,24	5,65			2,40	12,01	13,60	2,60	3,45	4,00	11,54	15,31	17,75	3,48	5,6	A++
9k+24k+24k	1,89	5,05	5,05			2,40	12,00	13,60	2,60	3,45	4,00	11,54	15,31	17,75	3,48	5,6	A++
12k+12k+12k	3,50	3,50	3,50			2,40	10,50	11,34	2,60	3,45	4,00	11,54	15,31	17,75	3,04	5,6	A++
12k+12k+18k	3,43	3,43	5,14			2,40	12,00	13,60	2,60	3,45	4,00	11,54	15,31	17,75	3,48	5,6	A++
12k+12k+24k	3,00	3,00	3,00			2,40	12,00	13,60	2,60	3,45	4,00	11,54	15,31	17,75	3,48	5,6	A++
12k+18k+18k	3,00	4,50	4,50			2,40	12,00	13,60	2,60	3,45	4,00	11,54	15,31	17,75	3,48	5,6	A++
12k+18k+24k	2,67	4,00	5,33			2,40	12,00	13,60	2,60	3,45	4,00	11,54	15,31	17,75	3,48	5,6	A++
12k+24k+24k	2,40	4,80	4,80			2,40	12,00	13,60	2,60	3,45	4,00	11,54	15,31	17,75	3,48	5,6	A++
18k+18k+18k	4,00	4,00	4,00			2,40	12,00	13,60	2,60	3,45	4,00	11,54	15,31	17,75	3,48	5,6	A++
18k+18k+24k	3,60	3,60	4,80			2,40	12,00	13,60	2,60	3,45	4,00	11,54	15,31	17,75	3,48	5,6	A++
9k+9k+9k+9k	2,60	2,60	2,60	2,60		2,40	10,40	11,23	2,60	3,45	4,00	11,54	15,31	17,75	3,01	6,1	A++
9k+9k+9k+12k	2,60	2,60	2,60	3,50		2,40	11,30	12,20	2,60	3,45	4,00	11,54	15,31	17,75	3,28	6,1	A++
9k+9k+9k+18k	2,40	2,40	2,40	4,80		2,40	12,00	13,60	2,60	3,45	4,00	11,54	15,31	17,75	3,48	6,1	A++
9k+9k+9k+24k	2,12	2,12	2,12	5,65		2,40	12,00	13,60	2,60	3,45	4,00	11,54	15,31	17,75	3,48	6,1	A++
9k+9k+12k+12k	2,57	2,57	3,43	3,43		2,40	12,00	13,60	2,60	3,45	4,00	11,54	15,31	17,75	3,48	6,1	A++
9k+9k+18k+18k	2,00	2,00	4,00	4,00		2,40	12,00	13,60	2,60	3,45	4,00	11,54	15,31	17,75	3,48	6,1	A++
9k+9k+18k+24k	1,80	1,80	3,60	4,80		2,40	12,00	13,60	2,60	3,45	4,00	11,54	15,31	17,75	3,48	6,1	A++
9k+9k+12k+18k	2,25	2,25	3,00	4,50		2,40	12,00	13,60	2,60	3,45	4,00	11,54	15,31	17,75	3,48	6,1	A++
9k+12k+12k+12k	2,40	3,20	3,20	3,20		2,40	12,00	13,60	2,60	3,45	4,00	11,54	15,31	17,75	3,48	6,1	A++
9k+12k+12k+18k	2,12	2,82	2,82	4,24		2,40	12,00	13,60	2,60	3,45	4,00	11,54	15,31	17,75	3,48	6,1	A++
9k+12k+12k+24k	1,89	2,53	2,53	5,05		2,40	12,00	13,60	2,60	3,45	4,00	11,54	15,31	17,75	3,48	6,1	A++
9k+12k+18k+24k	1,71	2,29	3,43	4,57		2,40	12,00	13,60	2,60	3,45	4,00	11,54	15,31	17,75	3,48	6,1	A++
9k+12k+18k+18k	1,89	2,53	3,79	3,79		2,40	12,00	13,60	2,60	3,45	4,00	11,54	15,31	17,75	3,48	6,1	A++
9k+18k+18k+18k	1,71	3,43	3,43	3,43		2,40	12,00	13,60	2,60	3,45	4,00	11,54	15,31	17,75	3,48	6,1	A++
12k+12k+12k+12k	3,00	3,00	3,00	3,00		2,40	12,00	13,60	2,60	3,45	4,00	11,54	15,31	17,75	3,48	6,1	A++
12k+12k+12k+18k	2,67	2,67	2,67	4,00		2,40	12,00	13,60	2,60	3,45	4,00	11,54	15,31	17,75	3,48	6,1	A++
12k+12k+12k+24k	2,40	2,40	2,40	2,40		2,40	12,00	13,60	2,60	3,45	4,00	11,54	15,31	17,75	3,48	6,1	A++
12k+12k+18k+18k	2,40	2,40	3,60	3,60		2,40	12,00	13,60	2,60	3,45	4,00	11,54	15,31	17,75	3,48	6,1	A++
9k+9k+9k+9k+9k	2,40	2,40	2,40	2,40	2,40	2,40	12,00	13,60	2,60	3,45	4,00	11,54	15,31	17,75	3,48	6,1	A++
9k+9k+9k+9k+12k	2,25	2,25	2,25	2,25	3,00	2,40	12,00	13,60	2,60	3,45	4,00	11,54	15,31	17,75	3,48	6,1	A++
9k+9k+9k+9k+18k	2,00	2,00	2,00	2,00	4,00	2,40	12,00	13,60	2,60	3,45	4,00	11,54	15,31	17,75	3,48	6,1	A++
9k+9k+9k+9k+24k	1,80	1,80	1,80	1,80	4,80	2,40	12,00	13,60	2,60	3,45	4,00	11,54	15,31	17,75	3,48	6,1	A++
9k+9k+9k+12k+12k	2,12	2,12	2,12	2,82	2,82	2,40	12,00	13,60	2,60	3,45	4,00	11,54	15,31	17,75	3,48	6,1	A++
9k+9k+9k+12k+18k	1,89	1,89	1,89	2,53	3,79	2,40	11,99	13,60	2,60	3,45	4,00	11,54	15,31	17,75	3,48	6,1	A++
9k+9k+9k+12k+24k	1,71	1,71	1,71	2,29	4,57	2,40	11,99	13,60	2,60	3,45	4,00	11,54	15,31	17,75	3,48	6,1	A++
9k+9k+9k+18k+18k	1,71	1,71	1,71	3,43	3,43	2,40	11,99	13,60	2,60	3,45	4,00	11,54	15,31	17,75	3,48	6,1	A++
9k+9k+12k+12k+12k	2,00	2,00	2,67	2,67	2,67	2,40	12,01	13,60	2,60	3,45	4,00	11,54	15,31	17,75	3,48	6,1	A++
9k+12k+12k+12k+12k	1,89	2,53	2,53	2,53	2,53	2,40	12,01	13,60	2,60	3,45	4,00	11,54	15,31	17,75	3,48	6,1	A++
9k+12k+12k+12k+18k	1,71	2,29	2,29	2,29	3,43	2,40	12,01	13,60	2,60	3,45	4,00	11,54	15,31	17,75	3,48	6,1	A++
12k+12k+12k+12k+12k	2,40	2,40	2,40	2,40	2,40	2,40	12,00	13,60	2,60	3,45	4,00	11,54	15,31	17,75	3,48	6,1	A++

indoor unit matchings: HEATING MODE

DUAL - X3MI ECO 52SHB	Nominal Heating capacity (kW)					Total Heating Capacity (kW)			Total Power Input (kW)			Current consumption (A) 230V			COP (W/W)	SCOP (W/W)	Energy efficiency class
	Unit A	Unit B	Unit C	Unit D	Unit E	Min.	Nom.	Max.	Min.	Nom.	Max.	Min.	Nom.	Max.			
9k+9k	2,70	2,70				2,50	5,40	5,90	0,78	1,30	1,78	3,46	5,77	7,90	4,15	4,00	A+
9k+12k	2,31	3,09				2,50	5,40	5,90	0,78	1,30	1,78	3,46	5,77	7,90	4,15	4,00	A+
12k+12k	2,70	2,70				2,50	5,40	5,90	0,78	1,30	1,78	3,46	5,77	7,90	4,15	4,00	A+

TRIAL - X3MI ECO 61SH	Nominal Heating capacity (kW)					Total Heating Capacity (kW)			Total Power Input (kW)			Current consumption (A) 230V			COP (W/W)	SCOP (W/W)	Energy efficiency class
	Unit A	Unit B	Unit C	Unit D	Unit E	Min.	Nom.	Max.	Min.	Nom.	Max.	Min.	Nom.	Max.			
9k+9k	2,80	2,80				3,60	5,60	8,50	0,78	1,60	2,87	3,46	7,10	12,73	3,50	4,00	A+
9k+12k	2,70	3,80				3,60	6,50	8,50	0,78	1,60	2,87	3,46	7,10	12,73	4,06	4,00	A+
9k+18k	2,17	4,33				3,60	6,50	8,50	0,78	1,60	2,87	3,46	7,10	12,73	4,06	4,00	A+
12k+12k	3,25	3,25				3,60	6,50	8,50	0,78	1,60	2,87	3,46	7,10	12,73	4,06	4,00	A+
12k+18k	2,60	3,90				3,60	6,50	8,50	0,78	1,60	2,87	3,46	7,10	12,73	4,06	4,00	A+
9k+9k+9k	2,17	2,17	2,17			3,60	6,50	8,50	0,78	1,60	2,87	3,46	7,10	12,73	4,06	4,00	A+
9k+9k+12k	1,95	1,95	2,60			3,60	6,50	8,50	0,78	1,60	2,87	3,46	7,10	12,73	4,06	4,00	A+

TRIAL - X3MI ECO 71SH	Nominal Heating capacity (kW)					Total Heating Capacity (kW)			Total Power Input (kW)			Current consumption (A) 230V			COP (W/W)	SCOP (W/W)	Energy efficiency class
	Unit A	Unit B	Unit C	Unit D	Unit E	Min.	Nom.	Max.	Min.	Nom.	Max.	Min.	Nom.	Max.			
9k+9k	2,60	2,60				3,60	5,20	8,80	0,98	2,20	2,87	4,35	9,76	12,73	2,36	4,00	A+
9k+12k	2,60	3,80				3,60	6,40	8,80	0,98	2,20	2,87	4,35	9,76	12,73	2,91	4,00	A+
9k+18k	2,80	5,60				3,60	8,40	8,80	0,98	2,20	2,87	4,35	9,76	12,73	3,82	4,00	A+
12k+12k	4,25	4,25				3,60	8,50	8,80	0,98	2,20	2,87	4,35	9,76	12,73	3,86	4,00	A+
12k+18k	3,40	5,10				3,60	8,50	8,80	0,98	2,20	2,87	4,35	9,76	12,73	3,86	4,00	A+
18k+18k	4,25	4,25				3,60	8,50	8,80	0,98	2,20	2,87	4,35	9,76	12,73	3,86	4,00	A+
9k+9k+9k	2,83	2,83	2,83			3,60	8,50	8,80	0,98	2,20	2,87	4,35	9,76	12,73	3,86	4,00	A+
9k+9k+12k	2,55	2,55	3,40			3,60	8,50	8,80	0,98	2,20	2,87	4,35	9,76	12,73	3,86	4,00	A+
9k+9k+18k	2,13	2,13	4,25			3,60	8,50	8,80	0,98	2,20	2,87	4,35	9,76	12,73	3,86	4,00	A+
9k+12k+12k	2,32	3,09	3,09			3,60	8,50	8,80	0,98	2,20	2,87	4,35	9,76	12,73	3,86	4,00	A+
12k+12k+12k	2,83	2,83	2,83			3,60	8,50	8,80	0,98	2,20	2,87	4,35	9,76	12,73	3,86	4,00	A+

QUADRI - X3MI ECO 80SH	Nominal Heating capacity (kW)					Total Heating Capacity (kW)			Total Power Input (kW)			Current consumption (A) 230V			COP (W/W)	SCOP (W/W)	Energy efficiency class
	Unit A	Unit B	Unit C	Unit D	Unit E	Min.	Nom.	Max.	Min.	Nom.	Max.	Min.	Nom.	Max.			
9k+9k	2,80	2,80				3,60	5,60	10,00	1,00	2,56	2,87	4,44	11,76	12,73	2,19	4,00	A+
9k+12k	2,80	3,80				3,60	8,23	10,00	1,00	2,56	2,87	4,44	11,76	12,73	3,21	4,00	A+
9k+18k	2,80	5,43				3,60	6,60	10,00	1,00	2,56	2,87	4,44	11,76	12,73	2,58	4,00	A+
12k+12k	3,80	3,80				3,60	7,60	10,00	1,00	2,56	2,87	4,44	11,76	12,73	2,97	4,00	A+
12k+18k	3,80	5,60				3,60	9,40	10,00	1,00	2,56	2,87	4,44	11,76	12,73	3,67	4,00	A+
18k+18k	4,75	4,75				3,60	9,50	10,00	1,00	2,56	2,87	4,44	11,76	12,73	3,71	4,00	A+
9k+9k+9k	3,17	3,17	3,17			3,60	9,50	10,00	1,00	2,56	2,87	4,44	11,76	12,73	3,71	4,00	A+
9k+9k+12k	2,85	2,85	3,80			3,60	9,50	10,00	1,00	2,56	2,87	4,44	11,76	12,73	3,71	4,00	A+
9k+9k+18k	2,38	2,38	4,75			3,60	9,50	10,00	1,00	2,56	2,87	4,44	11,76	12,73	3,71	4,00	A+
9k+12k+12k	2,59	3,45	3,45			3,60	9,50	10,00	1,00	2,56	2,87	4,44	11,76	12,73	3,71	4,00	A+
9k+12k+18k	2,19	2,92	4,38			3,60	9,50	10,00	1,00	2,56	2,87	4,44	11,76	12,73	3,71	4,00	A+
12k+12k+12k	3,17	3,17	3,17			3,60	9,50	10,00	1,00	2,56	2,87	4,44	11,76	12,73	3,71	4,00	A+
12k+12k+18k	2,71	2,71	4,07			3,60	9,50	10,00	1,00	2,56	2,87	4,44	11,76	12,73	3,71	4,00	A+
9k+9k+9k+9k	2,38	2,38	2,38	2,38		3,60	9,50	10,00	1,00	2,56	2,87	4,44	11,76	12,73	3,71	4,00	A+
9k+9k+9k+12k	2,19	2,19	2,19	2,92		3,60	9,50	10,00	1,00	2,56	2,87	4,44	11,76	12,73	3,71	4,00	A+
9k+9k+12k+12k	2,04	2,04	2,71	2,71		3,60	9,50	10,00	1,00	2,56	2,87	4,44	11,76	12,73	3,71	4,00	A+

multisplit

indoor unit matchings: HEATING MODE

QUADRI - X3MI ECO 105SH	Nominal Heating capacity (kW)					Total Heating Capacity (kW)			Total Power Input (kW)			Current consumption (A) 230V			COP (W/W)	SCOP (W/W)	Energy efficiency class
	Unit A	Unit B	Unit C	Unit D	Unit E	Min.	Nom.	Max.	Min.	Nom.	Max.	Min.	Nom.	Max.			
9k+9k	2,80	2,80				2,60	5,60	13,00	1,61	3,20	4,00	7,13	14,20	17,75	1,75	4,00	A+
9k+12k	2,80	2,80				2,60	6,60	13,00	1,61	3,20	4,00	7,13	14,20	17,75	2,06	4,00	A+
9k+18k	2,80	5,60				2,60	8,40	13,00	1,61	3,20	4,00	7,13	14,20	17,75	2,63	4,00	A+
9k+24k	2,80	8,50				2,60	11,30	13,00	1,61	3,20	4,00	7,13	14,20	17,75	3,53	4,00	A+
12k+12k	3,80	3,80				2,60	7,60	13,00	1,61	3,20	4,00	7,13	14,20	17,75	2,38	4,00	A+
12k+18k	3,80	5,60				2,60	9,40	13,00	1,61	3,20	4,00	7,13	14,20	17,75	2,94	4,00	A+
12k+24k	3,80	8,20				2,60	12,00	13,00	1,61	3,20	4,00	7,13	14,20	17,75	3,75	4,00	A+
18k+18k	6,00	6,00				2,60	12,00	13,00	1,61	3,20	4,00	7,13	14,20	17,75	3,75	4,00	A+
18k+24k	5,14	6,86				2,60	12,00	13,00	1,61	3,20	4,00	7,13	14,20	17,75	3,75	4,00	A+
24k+24k	6,00	6,00				2,60	12,00	13,00	1,61	3,20	4,00	7,13	14,20	17,75	3,75	4,00	A+
9k+9k+9k	2,80	2,80	2,80			2,60	8,40	13,00	1,61	3,20	4,00	7,13	14,20	17,75	2,63	4,00	A+
9k+9k+12k	2,80	2,80	3,80			2,60	9,40	13,00	1,61	3,20	4,00	7,13	14,20	17,75	2,94	4,00	A+
9k+9k+18k	3,00	3,00	6,00			2,60	9,40	13,00	1,61	3,20	4,00	7,13	14,20	17,75	2,94	4,00	A+
9k+9k+24k	2,57	2,57	6,86			2,60	12,00	13,00	1,61	3,20	4,00	7,13	14,20	17,75	3,75	4,00	A+
9k+12k+12k	3,27	4,36	4,36			2,60	12,00	13,00	1,61	3,20	4,00	7,13	14,20	17,75	3,75	4,00	A+
9k+12k+18k	2,77	3,69	5,54			2,60	12,00	13,00	1,61	3,20	4,00	7,13	14,20	17,75	3,75	4,00	A+
9k+12k+24k	2,40	3,20	6,40			2,60	12,00	13,00	1,61	3,20	4,00	7,13	14,20	17,75	3,75	4,00	A+
9k+18k+18k	2,40	4,80	4,80			2,60	12,00	13,00	1,61	3,20	4,00	7,13	14,20	17,75	3,75	4,00	A+
9k+18k+24k	2,12	4,24	5,65			2,60	12,00	13,00	1,61	3,20	4,00	7,13	14,20	17,75	3,75	4,00	A+
12k+12k+12k	4,00	4,00	4,00			2,60	12,00	13,00	1,61	3,20	4,00	7,13	14,20	17,75	3,75	4,00	A+
12k+12k+18k	3,43	3,43	5,14			2,60	12,00	13,00	1,61	3,20	4,00	7,13	14,20	17,75	3,75	4,00	A+
12k+12k+24k	3,00	3,00	6,00			2,60	12,00	13,00	1,61	3,20	4,00	7,13	14,20	17,75	3,75	4,00	A+
12k+18k+18k	3,00	4,50	4,50			2,60	12,00	13,00	1,61	3,20	4,00	7,13	14,20	17,75	3,75	4,00	A+
12k+18k+24k	2,67	4,00	5,33			2,60	12,00	13,00	1,61	3,20	4,00	7,13	14,20	17,75	3,75	4,00	A+
18k+18k+18k	4,00	4,00	4,00			2,60	12,00	13,00	1,61	3,20	4,00	7,13	14,20	17,75	3,75	4,00	A+
9k+9k+9k+9k	3,00	3,00	3,00	3,00		2,60	12,00	13,00	1,61	3,20	4,00	7,13	14,20	17,75	3,75	4,00	A+
9k+9k+9k+12k	2,77	2,77	2,77	3,69		2,60	12,00	13,00	1,61	3,20	4,00	7,13	14,20	17,75	3,75	4,00	A+
9k+9k+9k+18k	2,40	2,40	2,40	4,80		2,60	12,00	13,00	1,61	3,20	4,00	7,13	14,20	17,75	3,75	4,00	A+
9k+9k+9k+24k	2,12	2,12	2,12	5,65		2,60	12,00	13,00	1,61	3,20	4,00	7,13	14,20	17,75	3,75	4,00	A+
9k+9k+12k+12k	2,57	2,57	3,43	3,43		2,60	12,00	13,00	1,61	3,20	4,00	7,13	14,20	17,75	3,75	4,00	A+
9k+9k+12k+18k	2,25	2,25	3,00	4,50		2,60	12,00	13,00	1,61	3,20	4,00	7,13	14,20	17,75	3,75	4,00	A+
9k+9k+12k+24k	2,00	2,00	2,67	5,33		2,60	12,00	13,00	1,61	3,20	4,00	7,13	14,20	17,75	3,75	4,00	A+
9k+9k+18k+18k	2,00	2,00	4,00	4,00		2,60	12,00	13,00	1,61	3,20	4,00	7,13	14,20	17,75	3,75	4,00	A+
9k+12k+12k+12k	2,40	3,20	3,20	3,20		2,60	12,00	13,00	1,61	3,20	4,00	7,13	14,20	17,75	3,75	4,00	A+
9k+12k+12k+18k	2,12	2,82	2,82	4,24		2,60	12,00	13,00	1,61	3,20	4,00	7,13	14,20	17,75	3,75	4,00	A+
12k+12k+12k+12k	3,00	3,00	3,00	3,00		2,60	12,00	13,00	1,61	3,20	4,00	7,13	14,20	17,75	3,75	4,00	A+
12k+12k+12k+18k	2,67	2,67	2,67	4,00		2,60	12,00	13,00	1,61	3,20	4,00	7,13	14,20	17,75	3,75	4,00	A+

PENTA - X3MI ECO 120SH	Nominal Cooling capacity (kW)					Total Cooling Capacity (kW)			Total Power Input (kW)			Current consumption (A) 230V			EER (W/W)	SEER (W/W)	Energy efficiency class
	Unit A	Unit B	Unit C	Unit D	Unit E	Min.	Nom.	Max.	Min.	Nom.	Max.	Min.	Nom.	Max.			
	9k+12k	2,60	3,80				2,60	6,60	13,00	1,61	3,20	4,00	7,13	14,20	17,75	2,06	4,00
9k+18k	2,80	5,60				2,60	8,40	13,00	1,61	3,20	4,00	7,13	14,20	17,75	2,63	4,00	A+
9k+24k	2,80	8,50				2,60	11,30	13,00	1,61	3,20	4,00	7,13	14,20	17,75	3,53	4,00	A+
12k+12k	3,80	3,80				2,60	7,60	13,00	1,61	3,20	4,00	7,13	14,20	17,75	2,38	4,00	A+
12k+18k	3,80	5,60				2,60	9,40	13,00	1,61	3,20	4,00	7,13	14,20	17,75	2,94	4,00	A+
12k+24k	3,80	8,50				2,60	12,30	13,00	1,61	3,20	4,00	7,13	14,20	17,75	3,84	4,00	A+
18k+18k	5,60	5,60				2,60	11,20	13,00	1,61	3,20	4,00	7,13	14,20	17,75	3,50	4,00	A+
18k+24k	5,57	7,43				2,60	13,00	13,00	1,61	3,20	4,00	7,13	14,20	17,75	4,06	4,00	A+
24k+24k	6,50	6,50				2,60	13,00	13,00	1,61	3,20	4,00	7,13	14,20	17,75	4,06	4,00	A+
9k+9k+9k	2,60	3,80	3,80			2,60	11,20	13,00	1,61	3,20	4,00	7,13	14,20	17,75	3,50	4,00	A+
9k+9k+12k	2,60	3,80	5,60			2,60	13,00	13,00	1,61	3,20	4,00	7,13	14,20	17,75	4,06	4,00	A+
9k+9k+18k	2,60	3,80	6,50			2,60	10,40	13,00	1,61	3,20	4,00	7,13	14,20	17,75	3,25	4,00	A+
9k+9k+24k	2,12	3,63	7,26			2,60	13,00	13,00	1,61	3,20	4,00	7,13	14,20	17,75	4,06	4,00	A+
9k+12k+12k	2,12	5,44	5,44			2,60	13,00	13,00	1,61	3,20	4,00	7,13	14,20	17,75	4,06	4,00	A+
9k+12k+18k	1,98	5,09	5,93			2,60	13,00	13,00	1,61	3,20	4,00	7,13	14,20	17,75	4,06	4,00	A+
9k+12k+24k	1,86	4,78	6,37			2,60	13,00	13,00	1,61	3,20	4,00	7,13	14,20	17,75	4,06	4,00	A+
9k+18k+18k	1,86	5,57	5,57			2,60	13,00	13,00	1,61	3,20	4,00	7,13	14,20	17,75	4,06	4,00	A+
9k+18k+24k	1,65	5,67	5,67			2,60	13,00	13,00	1,61	3,20	4,00	7,13	14,20	17,75	4,06	4,00	A+
9k+24k+24k	2,80	2,80	2,80			2,60	13,00	13,00	1,61	3,20	4,00	7,13	14,20	17,75	4,06	4,00	A+
12k+12k+12k	2,80	2,80	5,60			2,60	13,00	13,00	1,61	3,20	4,00	7,13	14,20	17,75	4,06	4,00	A+
12k+12k+18k	2,80	2,80	6,50			2,60	13,00	13,00	1,61	3,20	4,00	7,13	14,20	17,75	4,06	4,00	A+
12k+12k+24k	2,79	2,79	7,43			2,60	13,00	13,00	1,61	3,20	4,00	7,13	14,20	17,75	4,06	4,00	A+
12k+18k+18k	2,80	3,80	3,80			2,60	13,00	13,00	1,61	3,20	4,00	7,13	14,20	17,75	4,06	4,00	A+
12k+18k+24k	2,80	3,80	5,60			2,60	13,00	13,00	1,61	3,20	4,00	7,13	14,20	17,75	4,06	4,00	A+
12k+24k+24k	2,60	3,47	6,93			2,60	13,00	13,00	1,61	3,20	4,00	7,13	14,20	17,75	4,06	4,00	A+
18k+18k+18k	2,60	5,20	5,20			2,60	13,00	13,00	1,61	3,20	4,00	7,13	14,20	17,75	4,06	4,00	A+
18k+18k+24k	2,44	4,88	5,69			2,60	13,00	13,00	1,61	3,20	4,00	7,13	14,20	17,75	4,06	4,00	A+
9k+9k+9k+9k	3,25	3,25	3,25	3,25		2,60	13,00	13,00	1,61	3,20	4,00	7,13	14,20	17,75	4,06	4,00	A+
9k+9k+9k+12k	3,00	3,00	3,00	4,00		2,60	13,00	13,00	1,61	3,20	4,00	7,13	14,20	17,75	4,06	4,00	A+
9k+9k+9k+18k	2,60	2,60	2,60	5,20		2,60	13,00	13,00	1,61	3,20	4,00	7,13	14,20	17,75	4,06	4,00	A+
9k+9k+9k+24k	2,29	2,29	2,29	6,12		2,60	13,00	13,00	1,61	3,20	4,00	7,13	14,20	17,75	4,06	4,00	A+
9k+9k+12k+12k	2,79	2,79	3,71	3,71		2,60	13,00	13,00	1,61	3,20	4,00	7,13	14,20	17,75	4,06	4,00	A+
9k+9k+12k+18k	2,44	2,44	3,25	4,88		2,60	13,00	13,00	1,61	3,20	4,00	7,13	14,20	17,75	4,06	4,00	A+
9k+9k+12k+24k	2,17	2,17	2,89	5,78		2,60	13,00	13,00	1,61	3,20	4,00	7,13	14,20	17,75	4,06	4,00	A+
9k+9k+18k+18k	2,17	2,17	4,33	4,33		2,60	13,00	13,00	1,61	3,20	4,00	7,13	14,20	17,75	4,06	4,00	A+
9k+9k+18k+24k	1,95	1,95	3,90	5,20		2,60	13,00	13,00	1,61	3,20	4,00	7,13	14,20	17,75	4,06	4,00	A+
9k+12k+12k+12k	2,60	3,47	3,47	3,47		2,60	13,00	13,00	1,61	3,20	4,00	7,13	14,20	17,75	4,06	4,00	A+
9k+12k+12k+18k	2,29	3,06	3,06	4,59		2,60	13,00	13,00	1,61	3,20	4,00	7,13	14,20	17,75	4,06	4,00	A+
9k+12k+12k+24k	2,05	2,74	2,74	5,47		2,60	13,00	13,00	1,61	3,20	4,00	7,13	14,20	17,75	4,06	4,00	A+
9k+12k+18k+18k	2,05	2,74	4,11	4,11		2,60	13,00	13,00	1,61	3,20	4,00	7,13	14,20	17,75	4,06	4,00	A+
9k+12k+18k+24k	1,86	2,48	3,71	4,95		2,60	13,00	13,00	1,61	3,20	4,00	7,13	14,20	17,75	4,06	4,00	A+
9k+18k+18k+18k	1,86	3,71	3,71	3,71		2,60	13,00	13,00	1,61	3,20	4,00	7,13	14,20	17,75	4,06	4,00	A+
12k+12k+12k+12k	3,25	3,25	3,25	3,25		2,60	13,00	13,00	1,61	3,20	4,00	7,13	14,20	17,75	4,06	4,00	A+
12k+12k+12k+18k	2,89	2,89	2,89	4,33		2,60	13,00	13,00	1,61	3,20	4,00	7,13	14,20	17,75	4,06	4,00	A+
12k+12k+12k+24k	2,60	2,60	2,60	5,20		2,60	13,00	13,00	1,61	3,20	4,00	7,13	14,20	17,75	4,06	4,00	A+
12k+12k+18k+18k	2,60	2,60	3,90	3,90		2,60	13,00	13,00	1,61	3,20	4,00	7,13	14,20	17,75	4,06	4,00	A+
9k+9k+9k+9k+9k	2,60	2,60	2,60	2,60	2,60	2,60	13,00	13,00	1,61	3,20	4,00	7,13	14,20	17,75	4,06	4,00	A+
9k+9k+9k+9k+12k	2,44	2,44	2,44	2,44	3,25	2,60	13,00	13,00	1,61	3,20	4,00	7,13	14,20	17,75	4,06	4,00	A+
9k+9k+9k+9k+18k	2,17	2,17	2,17	2,17	4,33	2,60	13,00	13,00	1,61	3,20	4,00	7,13	14,20	17,75	4,06	4,00	A+
9k+9k+9k+9k+24k	1,95	1,95	1,95	1,95	5,20	2,60	13,00	13,00	1,61	3,20	4,00	7,13	14,20	17,75	4,06	4,00	A+
9k+9k+9k+12k+12k	2,29	2,29	2,29	3,06	3,06	2,60	13,00	13,00	1,61	3,20	4,00	7,13	14,20	17,75	4,06	4,00	A+
9k+9k+9k+12k+18k	2,05	2,05	2,05	2,74	4,11	2,60	13,00	13,00	1,61	3,20	4,00	7,13	14,20	17,75	4,06	4,00	A+
9k+9k+9k+12k+24k	1,86	1,86	1,86	2,48	4,95	2,60	13,00	13,00	1,61	3,20	4,00	7,13	14,20	17,75	4,06	4,00	A+
9k+9k+9k+18k+18k	1,86	1,86	1,86	3,71	3,71	2,60	13,00	13,00	1,61	3,20	4,00	7,13	14,20	17,75	4,06	4,00	A+
9k+9k+12k+12k+12k	1,95	1,95	2,60	2,60	3,90	2,60	13,00	13,00	1,61	3,20	4,00	7,13	14,20	17,75	4,06	4,00	A+
9k+12k+12k+12k+12k	2,05	2,74	2,74	2,74	2,74	2,60	13,00	13,00	1,61	3,20	4,00	7,13	14,20	17,75	4,06	4,00	A+
9k+12k+12k+12k+18k	1,86	2,48	2,48	2,48	2,48	2,60	13,00	13,00	1,61	3,20	4,00	7,13	14,20	17,75	4,06	4,00	A+
12k+12k+12k+12k+12k	2,60	2,60	2,60	2,60	2,60	2,60	13,00	13,00	1,61	3,20	4,00	7,13	14,20	17,75	4,06	4,00	A+

high-wall


multisplit indoor units



(Standard)
Infrared remote control



(Optional)
Wired controller



High-wall Indoor units		X3I ECO PLUS 27 HL WF		X3I ECO PLUS 35 HL WF		X3I ECO PLUS 52 HL WF		X3I ECO PLUS 70 HL WF	
	Units	Cooling	Heating	Cooling	Heating	Cooling	Heating	Cooling	Heating
Capacity	kW	2,7	2,8	3,5	3,67	5,2	5,3	7,0	7,4
Air flowrate (sh.-h.-mh.-m.-ml.-l.-sl.)	m ³ /h	560-490-460-430-380-330-290		680-620-560-490-450-420-390		800-720-650-610-570-520-470		1250-1100-1000-950-900-850-750	
Dehumidification	l/h	0,8		1,4		1,8		2,4	
Fan speeds	n°	7		7		7		7	
Sound pressure (sh.-h.-mh.-m.-ml.-l.-sl.)	dB(A)	41-37-35-32-29-26-24		42-38-36-34-32-29-26		45-43-41-38-35-34-31		48-45-42-39-37-36-33	
Sound power (sh.-h.-mh.-m.-ml.-l.-sl.)	dB(A)	55-48-46-44-40-37-35		57-50-48-46-44-41-38		59-57-55-52-49-48-45		63-60-57-54-52-51-48	
Liquid pipe diameter	mm (")	6,35 (1/4")		6,35 (1/4")		6,35 (1/4")		6,35 (1/4")	
Gas pipe diameter	mm (")	9,52 (3/8")		9,52 (3/8")		12,7 (1/2")		15,88 (1/2")	
Net dimension (H/W/D)	mm	275/790/200		289/845/209		300/970/224		325/1078/246	
Net weight Indoor/Outdoor	Kg	9		10,5		13,5		16,5	

cassette












multisplit indoor units

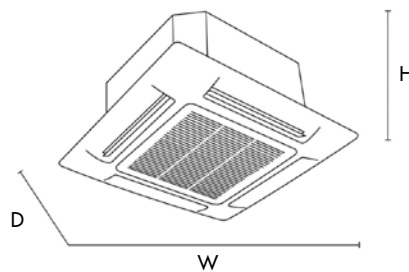


(Standard)
Infrared remote control



(Optional)
Wired controller

- 
Sleep comfort mode
- 
Min. temp. heating
- 
Min. temp. cooling
- 
Timer
- 
Intelligent defrosting
- 
Energy saving
- 
"Turbo" function
- 
Auto diagnosis
- 
Dehumidify
- 
Auto restart memory
- 
Fan speeds
- 
iFeel
- 
Only multisplit
- 
8°C heating
- 
Drain condensate pump integrated
- 
Filters easily removable for cleaning
- 
Wired controller (optional)



Cassette Indoor units		X3I ECO AS35HL		X3I ECO AS45HL	
		Units	Cooling	Heating	Cooling
Capacity	kW	3,5	4,0	4,5	5,0
Air flowrate (sh.-h.-m.-l.)	m ³ /h	650-560-520-450		710/670/590/450	
Dehumidification	l/h	1,4		1,8	
Fan speeds	n°	3 + auto		3 + auto	
Sound pressure (sh.-h.-m.-l.)	dB(A)	44-41-38-34		47-45-41-35	
Sound power (sh.-h.-m.-l.)	dB(A)	55-52-49-45		58-56-52-46	
Liquid pipe diameter	mm (")	6,35 (1/4")		6,35 (1/4")	
Gas pipe diameter	mm (")	9,52 (3/8")		12,7 (1/2")	
Net dimension without panel (H./W./D.)	mm	240/596/596		240/596/596	
Net dimension panel (H/W/D)	mm	50/670/670		50/670/670	
Net weight without panel	Kg	20		20	
Net weight panel	Kg	3,5		3,5	

ducted

multisplit indoor units



(Standard)
Infrared remote control
and wired controller



(Optional)
Wired controller



Sleep
comfort mode



Min. temp.
heating



Min. temp.
cooling



Timer



Intelligent
defrosting



Only multisplit



Auto
diagnosis



Dehumidify



Auto restart
memory



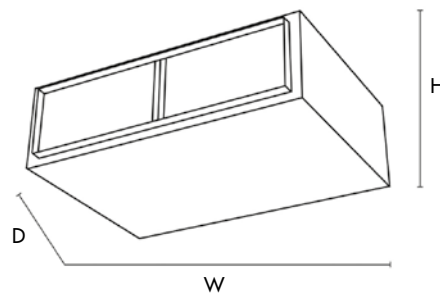
Fan speeds

Drain
condensate
pump
integrated

Filters easily
removable
for cleaning



Wired
controller
(optional)



Slim ducted Indoor units		X3I ECO SD25HL		X3I ECO SD35HL		X3I ECO SD50HL	
	Units	Cooling	Heating	Cooling	Heating	Cooling	Heating
Capacity	kW	2,50	2,80	3,5	3,85	5,0	5,5
Air flowrate (h.-m.-l.)	m ³ /h	450-280-250		500-400-300		700-600-500	
Min.-max. static pressure	Pa	0-10		0-10		0-10	
Dehumidification	l/h	0,8		1,4		1,8	
Fan speeds	n°	3 + auto		3 + auto		3 + auto	
Sound pressure (h.-m.-l.)	dB(A)	37-34-31		39-35-32		41-36-33	
Sound power (h.-m.-l.)	dB(A)	47-44-41		49-45-42		50-46-43	
Liquid pipe diameter	mm (")	6,35 (1/4")		6,35 (1/4")		6,35 (1/4")	
Gas pipe diameter	mm (")	9,52 (3/8")		9,52 (3/8")		12,7 (1/2")	
Net dimension Outdoor (H/W/D)	mm	200/700/615		200/700/615		200/900/615	
Net weight Indoor/Outdoor	Kg	22		23		27	

floor ceiling

multisplit indoor units

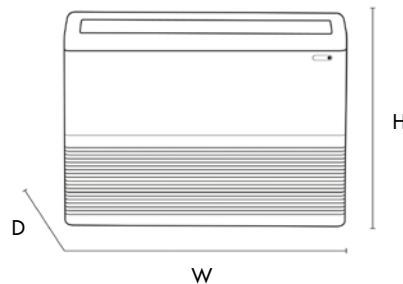


(Standard)
Infrared remote control



(Optional)
Wired controller

Sleep comfort mode	8°C heating	LED	Timer	Intelligent defrosting	Energy saving	"Turbo" function	Auto diagnosis	Dehumidify	Auto restart memory	4 Fan speeds
iFeel	Only multisplit	-15°C Min. temp. heating	-15°C Min. temp. cooling	Wired controller (optional)						



Floor ceiling Indoor units		X31 ECO FC26HL		X31 ECO FC35HL		X31 ECO FC45HL	
	Units	Cooling	Heating	Cooling	Heating	Cooling	Heating
Capacity	kW	2,6	2,7	3,5	4,0	4,5	5,5
Air flowrate (sh.-h.-m.-l.)	m ³ /h	700-610-540-420		700-610-540-420		700-610-540-420	
Dehumidification	l/h	0,8		1,4		1,8	
Fan speeds	n°	7		7		7	
Sound pressure (sh.-h.-m.-l.)	dB(A)	38-35-30-26		38-35-30-26		38-35-30-26	
Sound power (sh.-h.-m.-l.)	dB(A)	52-49-44-40		52-49-44-40		52-49-44-40	
Liquid pipe diameter	mm (")	6,35 (1/4")		6,35 (1/4")		6,35 (1/4")	
Gas pipe diameter	mm (")	9,52 (3/8")		9,52 (3/8")		12,7 (1/2")*	
Net dimension Outdoor (H/W/D)	mm	665/870/235		665/870/235		665/870/235	
Net weight Indoor/Outdoor	Kg	25		25		25,5	

* For matching with dual split the adaptor kit (optional) is required

console

multisplit indoor units



(Standard)
Infrared remote control



(Optional)
Wired controller



Sleep comfort mode



8°C heating



LED



Timer



Intelligent defrosting



Energy saving



"Turbo" function



Auto diagnosis



Dehumidify



Auto restart memory



Fan speeds



iFeel



Only multisplit



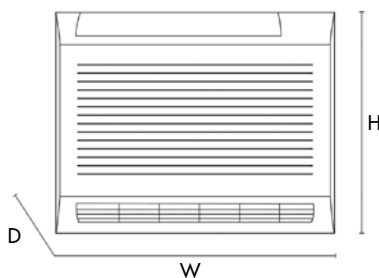
Min. temp. heating



Min. temp. cooling



Wired controller (optional)



Console Indoor units		X3I ECO AF25HL		X3I ECO AF35HL		X3I ECO AF50HL	
	Units	Cooling	Heating	Cooling	Heating	Cooling	Heating
Capacity	kW	2,7	2,8	3,5	3,85	5,2	5,33
Air flowrate (sh.-h.-mh.-m.-ml.-l.-sl.)	m ³ /h	500-430-410-370-330-280-250		600-520-480-440-400-360-280		650-620-550-500-450-410-320	
Dehumidification	l/h	0,8		1,4		1,8	
Fan speeds	n°	7		7		7	
Sound pressure (sh.-h.-mh.-m.-ml.-l.-sl.)	dB(A)	40-36-34-32-30-26-23		42-40-38-36-34-31-25		47-45-42-40-37-35-31	
Sound power (sh.-h.-mh.-m.-ml.-l.-sl.)	dB(A)	52-48-46-44-42-38-34		52-50-48-46-44-41-35		57-55-52-50-47-45-41	
Liquid pipe diameter	mm (")	6,35 (1/4")		6,35 (1/4")		6,35 (1/4")	
Gas pipe diameter	mm (")	9,52 (3/8")		9,52 (3/8")		12,7 (1/2")	
Net dimension Outdoor (H/W/D)	mm	600/700/215		600/700/215		600/700/215	
Net weight Indoor/Outdoor	Kg	15		15,5		15,5	

controls

single and multisplit air conditioners

WIRELESS

WIRED

		HIGH - WALL	CASSETTE	DUCTED	FLOOR CEILING	CONSOLE
WIRELESS		●				
			●	●	●	
						●
WIRED				●		
		●	●	●	●	●

- Standard controller
- Optional controller



X3 PACKAGE

commercial air conditioners
DC Inverter R32

LINE - UP

outdoor units

TYPE	MODEL	35	50	71	85
Heat pump (SINGLE PHASE)	AEG ECO **PIH				

TYPE	MODEL	100	140	160
Heat pump (SINGLE PHASE)	AEG ECO **PIH			-
Heat pump (TRI PHASE)	AEG ECO **PIH3			

Features

Energy efficiency class up to A++ in cooling mode and up to A+ in heating mode.

Intelligent adjustment of compressor frequency, accurate temperature control.

Reliable cooling and heating operation down to -20° C external temperature.

Maximum length of pipe connections 75m; height difference between units up to 30m.






Minimization of the sound level thanks to the axial fan.

Rapid achievement of comfort conditions: the unit allows rapid cooling and heating and is able to quickly reach the temperature set by the user.

Intelligent defrosting technology: the unit is able to correctly evaluate the presence of frost on the outdoor unit through a temperature sensor. The goal is to “defrost only when needed”, optimizing the heating effect for high environmental comfort.

LINE - UP

indoor units

TYPE	FUNCTIONALITIES		MODEL	35	50	71	85	100	140	160
CASSETTE	<ul style="list-style-type: none"> - 8-way compact - 360° air discharge - Condensate drain pump integrated - Ideal for installation in false ceilings 		ASG ECO **PH	●	●					
	<ul style="list-style-type: none"> - 8-way - 360° air discharge - Wide range of flap swinging - Condensate drain pump integrated 		ASG ECO**PH			●	●	●	●	●
DUCTED	<ul style="list-style-type: none"> - Slim - Low external static pressure - Silence - Condensate drain pump integrated 		ADG ECO**PH	●	●	●	●			
	<ul style="list-style-type: none"> - High external static pressure - Silence - Condensate drain pump integrated 		ADG ECO**PH			●	●	●	●	●
FLOOR CEILING	<ul style="list-style-type: none"> - Double flap - 11 fan speeds - Wide range of flap swinging 		ACG ECO**PH	●	●	●	●	●	●	●

compact cassette with 360° air discharge

indoor units



energy class

A+ Cooling

A+ Heating



(Standard)
Infrared remote control



(Optional)
Wired controller

- 8-way cassette units for light commercial/industrial applications
- Suitable for shops, offices, meeting rooms, hotels, restaurants, clubs, gyms and open space areas.
- Compact and attractive design
- 8-way, 360° air discharge, with range of flap oscillation between 45 and 80°, different according to the heating/cooling modes, for maximum comfort
- The dimensions 570 x 570 mm are convenient for installation in false ceilings with standard modules 600 x 600 mm
- Fan has optimized aerodynamic profiles for maximum silence
- Condensate drain pump is integrated for a height difference up to 1000 mm
- Double room temperature sensor for customizable comfort: possibility of selecting the return air temperature sensor on the unit or the temperature sensor on the wired control
- Connection to a fresh air intake is possible from outdoors
- High energy efficiency, at all the capacities, both in cooling and heating modes (seasonal efficiency)
- The special closing system of the refrigerant valve prevents and avoids the risk of refrigerant leaks from inappropriate maintenance
- The electrical box has a special design and is made of fireproof material, for maximum protection of the electronic board from the risks of fire

FAST Quick cooling and heating	Intelligent sensor	Quiet mode	Sleep mode	iFeel	Cold air prevention	Double temperature sensors for air return	Intelligent defrost	Auto mode	Filter cleaning reminder	360° air outflow	Automatic swinging	Fixed swinging
Fan speed regulation	Automatic fan speed	Turbo fan speed	Dehumidify mode	Dehumidify at low temperature	I-Demand energy saving	Wifi and app (optional)	Centralized control	Long distance control	Modbus	Dry contact	Access control	Dual wired controllers
Programmable wired controller	8°C heating	Memory	Auto diagnosis	Integrated water heat pump	Timer on/off	Ambient temperature control	System parameters inquiry	Historical errors inquiry				


Model Indoor unit		ASG ECO 35PH		ASG ECO 50PH	
Model Outdoor unit		AEG ECO 35PIH		AEG ECO 50PIH	
	Units	Cooling	Heating	Cooling	Heating
Nominal capacity (EN14511)	kW	3,50	4,00	5,0	5,5
	BTU/h	11900	13600	17000	18700
EER/COP (EN14511)		3,50	3,81	3,21	3,33
Design Load (Pdesign c/Pdesign h) (Average) (EN14825)*	kW	3,5	3,1	5,0	4,0
Seasonal efficiency ratio (SEER/SCOP (Average) (EN14825)*		5,9	4,0	5,9	4,0
Energy efficiency class*		A+	A+	A+	A+
Seasonal energy consumption (Average)*	kWh/annum	213	1069	296	1405
Air flowrate Indoor (sh.-h.-m.-l.)	m ³ /h	650-580-480-400		700-580-480-400	
Dehumidification	l/h	1,4		1,8	
Fan speeds (Indoor/Outdoor)	n°	4/2		4/2	
Sound pressure Indoor (sh.-h.-m.-l.)	dB(A)	41-39-36-33		44-39-36-33	
Sound pressure Outdoor (h.)	dB(A)	50		56	
Sound power Indoor (sh.-h.-m.-l.)	dB(A)	57-55-52-49		60-55-52-49	
Sound power Outdoor (h.)	dB(A)	64		65	
Power supply	V/Ph/Hz	220-240/1/50 208-230/1/60		220-240/1/50 208-230/1/60	
Power input	kW	1,00	1,05	1,56	1,65
Compressor type		Rotary DC Inverter		Rotary DC Inverter	
Refrigerant type/GWP		R32/675		R32/675	
Refrigerant charge	kg/T.CO ₂ eq.	0,78/0,53		1,0/0,68	
Liquid pipe diameter	mm (")	6,35 (1/4")		6,35 (1/4")	
Gas pipe diameter	mm (")	9,52 (3/8")		12,70 (1/2")	
Min.-max. pipe length with gas standard charge	m	5-7		5-7	
Max. pipe length with additional charge	m	30		35	
Additional refrigerant charge	g/m	16		16	
Max. height difference (Outdoor above)	m	15		20	
Max. height difference (Indoor above)	m	15		20	
Panel code to match		TF05		TF05	
Indoor net dimension without panel (H./W./D.)	mm	265/570/570		265/570/570	
Net dimension panel (H./W./D.)	mm	47,5/620/620		47,5/620/620	
Indoor net dimension with panel (H./W./D.)	mm	312,5/620/620		312,5/620/620	
Outdoor net dimension (H./W./D.)	mm	596/818/302		596/818/302	
Indoor unit without panel/Outdoor unit net weight	Kg	17/37		17/39	
Panel net weight	Kg	3		3	

OPERATING RANGE: outdoor temperature
 Cooling mode: from -20°C to +48°C
 Heating mode: from -20°C to +24°C
 RANGE OF INDOOR TEMPERATURE ADJUSTMENT: from 16 to 30°C.

*Data declared in compliance with EU Regulation no. 206/2012, as regards to Ecodesign requirements for air conditioners and comfort fans, and EU Regulation no. 626/2011, concerning the energy labelling of air conditioners, and tested according to standard EN14825.

cassette with 360° air discharge

indoor units



energy class

A+ Cooling

A+ Heating



(Standard)
Infrared remote control



(Optional)
Wired controller

- 8-way cassette units for light commercial/industrial applications
- Suitable for shops, offices, meeting rooms, hotels, restaurants, clubs, gyms and open space areas
- 8-way, 360° air discharge with range of flap oscillation between 45 and 80°, different according to the heating/cooling modes, for maximum comfort
- Fan has optimized aerodynamic profiles for maximum silence
- Condensate drain pump is integrated for a height difference up to 1000 mm
- Double room temperature sensor for a customizable comfort: possibility to select the sensor of return air temperature on the unit or of the sensor of temperature on the wired control
- Connection to a fresh air intake is possible from outdoors
- High energy efficiency, at all the capacities, both in cooling and heating modes (seasonal efficiency)
- The special closing system of the refrigerant valve prevents and avoids the risk of refrigerant leaks from inappropriate maintenance
- The electrical box has a special design and is made of fireproof material, for maximum protection of the electronic board from the risks of fire



Model Indoor unit		ASG ECO 70PH		ASG ECO 85PH	
Model Outdoor unit		AEG ECO 70PIH		AEG ECO 85PIH	
	Units	Cooling	Heating	Cooling	Heating
Nominal capacity (EN14511)	kW	7,0	8,0	8,5	8,8
	BTU/h	23800	27200	29000	30000
EER/COP (EN14511)		3,41	3,64	3,04	3,32
Design Load (Pdesign c/Pdesign h) (Average) (EN14825)*	kW	7,0	6,4	8,5	7,2
Seasonal efficiency ratio (SEER/SCOP (Average) (EN14825)*		7,2	3,9	6,1	4,0
Energy efficiency class*		A++	A	A++	A+
Seasonal energy consumption (Average)*	kWh/annum	340	2297	472	2616
Air flowrate Indoor (sh.-h.-m.-l.)	m ³ /h	1100-1050-960-870		1400-1310-1180-1040	
Dehumidification	l/h	2,0		2,4	
Fan speeds (Indoor/Outdoor)	n°	4/2		4/2	
Sound pressure Indoor (sh.-h.-m.-l.)	dB(A)	43-42-40-39		49-41-38-36	
Sound pressure Outdoor (h.)	dB(A)	52		53	
Sound power Indoor (sh.-h.-m.-l.)	dB(A)	52-51-49-48		58-50-47-45	
Sound power Outdoor (h.)	dB(A)	67		69	
Power supply	V/Ph/Hz	220-240/1/50 208-230/1/60		220-240/1/50 208-230/1/60	
Power input	kW	2,05	2,20	2,80	2,65
Compressor type		Rotary DC Inverter		Rotary DC Inverter	
Refrigerant type/GWP		R32/675		R32/675	
Refrigerant charge	kg/T.CO ₂ eq.	1,6/1,08		1,8/1,23	
Liquid pipe diameter	mm (")	9,52 (3/8")		9,52 (3/8")	
Gas pipe diameter	mm (")	15,88 (5/8")		15,88 (5/8")	
Min.-max. pipe lenght with gas standard charge	m	5-7		5-7	
Max. pipe lenght with additional charge	m	50		50	
Additional refrigerant charge	g/m	40		40	
Max. height difference (Outdoor above)	m	25		25	
Max. height difference (Indoor above)	m	25		25	
Panel code to match		TF06		TF06	
Indoor net dimension without panel (H./W./D.)	mm	240/840/840		240/840/840	
Net dimension panel (H./W./D.)	mm	52/950/950		52/950/950	
Indoor net dimension with panel (H./W./D.)	mm	292/950/950		292/950/950	
Outdoor net dimension (H./W./D.)	mm	698/892/340		790/920/370	
Indoor unit without panel/Outdoor unit net weight	Kg	29/53		29/60	
Panel net weight	Kg	6		6	

OPERATING RANGE: outdoor temperature

Cooling mode: from -20°C to +48°C

Heating mode: from -20°C to +24°C

RANGE OF INDOOR TEMPERATURE ADJUSTMENT: from 16 to 30°C.

*Data declared in compliance with EU Regulation no. 206/2012, as regards to Ecodesign requirements for air conditioners and comfort fans, and EU Regulation no. 626/2011, concerning the energy labelling of air conditioners, and tested according to standard EN14825.

cassette with 360° air discharge

indoor units

Model Indoor unit		ASG ECO 100PH		ASG ECO 100PH	
Model Outdoor unit		AEG ECO 100PIH		AEG ECO 100PIH3	
		Cooling	Heating	Cooling	Heating
Nominal capacity (EN14511)	Units				
	kW	10,00	12,00	10,00	12,00
	BTU/h	34100	40900	34100	40900
EER/COP (EN14511)		3,17	3,38	3,33	3,53
Design Load (Pdesign c/Pdesign h) (Average) (EN14825)*	kW	10	9	10	9
Seasonal efficiency ratio (SEER/SCOP (Average) (EN14825)*		6,1	4,0	6,1	4,0
Energy efficiency class*		A++	A+	A++	A+
Seasonal energy consumption (Average)*	kWh/annum	566	3139	566	3139
Air flowrate Indoor (sh.-h.-m.-l.)	m ³ /h	1500-1470-1380-1220		1500-1470-1380-1220	
Dehumidification	l/h	2,8		2,8	
Fan speeds (Indoor/Outdoor)	n°	4/2		4/2	
Sound pressure Indoor (sh.-h.-m.-l.)	dB(A)	50-48-46-42		50-48-46-42	
Sound pressure Outdoor (h.)	dB(A)	55		55	
Sound power Indoor (sh.-h.-m.-l.)	dB(A)	59-57-55-51		59-57-55-51	
Sound power Outdoor (h.)	dB(A)	70		70	
Power supply	V/Ph/Hz	220-240/1/50 208-230/1/60		380-415/3/50-60	
Power input	kW	3,15	3,55	3,00	3,40
Compressor type		Rotary DC Inverter		Rotary DC Inverter	
Refrigerant type/GWP		R32/675		R32/675	
Refrigerant charge	kg/T.CO ₂ eq.	2,5/1,69		2,5/1,69	
Liquid pipe diameter	mm (")	9,52 (3/8")		9,52 (3/8")	
Gas pipe diameter	mm (")	15,88 (5/8")		15,88 (5/8")	
Min.-max. pipe lenght with gas standard charge	m	5-7		5-7	
Max. pipe lenght with additional charge	m	65		65	
Additional refrigerant charge	g/m	40		40	
Max. height difference (Outdoor above)	m	30		30	
Max. height difference (Indoor above)	m	30		30	
Panel code to match		TF06		TF06	
Indoor net dimension without panel (H./W./D.)	mm	240/840/840		240/840/840	
Net dimension panel (H./W./D.)	mm	52/950/950		52/950/950	
Indoor net dimension with panel (H./W./D.)	mm	292/950/950		292/950/950	
Outdoor net dimension (H./W./D.)	mm	820/940/460		820/940/460	
Indoor unit without panel/Outdoor unit net weight	Kg	31/60		31/60	
Panel net weight	Kg	6		6	

OPERATING RANGE: outdoor temperature

Cooling mode: from -20°C to +48°C

Heating mode: from -20°C to +24°C

RANGE OF INDOOR TEMPERATURE ADJUSTMENT: from 16 to 30°C.

*Data declared in compliance with EU Regulation no. 206/2012, as regards to Ecodesign requirements for air conditioners and comfort fans, and EU Regulation no. 626/2011, concerning the energy labelling of air conditioners, and tested according to standard EN14825.

Model Indoor unit		ASG ECO 140PH		ASG ECO 140PH	
Model Outdoor unit		AEG ECO 140PIH		AEG ECO 140PIH3	
	Units	Cooling	Heating	Cooling	Heating
Nominal capacity (EN14511)	kW	13,40	15,50	13,40	15,50
	BTU/h	45700	52800	45700	52800
EER/COP (EN14511)		2,88	3,56	2,85	3,48
Design Load (Pdesign c/Pdesign h) (Average) (EN14825)	kW	13,40	15,50	13,40	15,50
Seasonal energy efficiency in cooling/heating (Average) ($\eta_{s,h}$)	%	242,4	141,6	242,4	141,6
Air flowrate Indoor (sh.-h.-m.-l.)	m ³ /h	1900-1690-1480-1140		1900-1690-1480-1140	
Dehumidification	l/h	3,0		3,0	
Fan speeds (Indoor/Outdoor)	n°	4/2		4/2	
Sound pressure Indoor (sh.-h.-m.-l.)	dB(A)	52-51-48-45		52-51-48-45	
Sound pressure Outdoor (h.)	dB(A)	56/57		56/57	
Sound power Indoor (sh.-h.-m.-l.)	dB(A)	61-60-57-54		61-60-57-54	
Sound power Outdoor (h.)	dB(A)	70/72-73 (fr-ca)		70/72-73 (fr-ca)	
Power supply	V/Ph/Hz	220-240/1/50 208-230/1/60		380-415/3/50-60	
Power input	Pa	4,65	4,35	4,70	4,45
Compressor type	Pa	Rotary DC Inverter		Rotary DC Inverter	
Refrigerant type/GWP		R32/675		R32/675	
Refrigerant charge	kg/T.CO ₂ eq.	2,8/1,89		2,8/1,89	
Liquid pipe diameter	mm (")	9,52 (3/8")		9,52 (3/8")	
Gas pipe diameter	mm (")	15,88 (5/8")		15,88 (5/8")	
Min.-max. pipe lenght with gas standard charge	m	7,5-9,5		7,5-9,5	
Max. pipe lenght with additional charge	m	75		75	
Additional refrigerant charge	g/m	40		40	
Max. height difference (Outdoor above)	m	30		30	
Max. height difference (Indoor above)	m	30		30	
Panel code to match		TF06		TF06	
Indoor net dimension without panel (H./W./D.)	mm	290/840/840		290/840/840	
Net dimension panel (H./W./D.)	mm	52/950/950		52/950/950	
Indoor net dimension with panel (H./W./D.)	mm	342/950/950		342/950/950	
Outdoor net dimension (H./W./D.)	mm	820/940/460		820/940/460	
Indoor unit without panel/Outdoor unit net weight	Kg	36/95		36/95	
Panel net weight	Kg	6		6	

OPERATING RANGE: outdoor temperature

Cooling mode: from -20°C to +48°C

Heating mode: from -20°C to +24°C

RANGE OF INDOOR TEMPERATURE ADJUSTMENT: from 16 to 30°C.

cassette with 360° air discharge

indoor units

Model Indoor unit		ASG ECO 160PH	
Model Outdoor unit		AEG ECO 160PIH3	
		Units	
		Cooling	Heating
Nominal capacity (EN14511)	kW	14,50	17,00
	BTU/h	49400	58000
EER/COP (EN14511)		2,79	3,54
Design Load (Pdesign c/Pdesign h) (Average) (EN14825)	kW	14,5	17,0
Seasonal energy efficiency in cooling/heating (Average) ($\eta_{s,h}$)	%	241,7	143,9
Seasonal energy consumption (Average)	kWh/annum	480	2576
Air flowrate Indoor (sh.-h.-m.-l.)	m ³ /h	1500-1350-1130-950	
Dehumidification	l/h	3,2	
Fan speeds (Indoor/Outdoor)	n°	4/2	
Sound pressure Indoor (sh.-h.-m.-l.)	dB(A)	54-52-50-48	
Sound pressure Outdoor (h.)	dB(A)	57	
Sound power Indoor (sh.-h.-m.-l.)	dB(A)	63-61-59-46	
Sound power Outdoor (h.)	dB(A)	71-73 (fr-ca)	
Power supply	V/Ph/Hz	380-415/3/50-60	
Power input	Pa	5,20	4,80
Compressor type	Pa	Rotary DC Inverter	
Refrigerant type/GWP		R32/675	
Refrigerant charge	kg/T.CO ₂ eq.	3,6/2,43	
Liquid pipe diameter	mm (")	9,52 (3/8")	
Gas pipe diameter	mm (")	15,88 (5/8")	
Min.-max. pipe lenght with gas standard charge	m	7,5-9,5	
Max. pipe lenght with additional charge	m	75	
Additional refrigerant charge	g/m	40	
Max. height difference (Outdoor above)	m	30	
Max. height difference (Indoor above)	m	30	
Panel code to match		TF06	
Indoor net dimension without panel (H./W./D.)	mm	290/840/840	
Net dimension panel (H./W./D.)	mm	52/950/950	
Indoor net dimension with panel (H./W./D.)	mm	342//950/950	
Outdoor net dimension (H./W./D.)	mm	1345/900/340	
Indoor unit without panel/Outdoor unit net weight	Kg	36/112	
Panel net weight	Kg	6	

OPERATING RANGE: outdoor temperature
 Cooling mode: from -20°C to +48°C
 Heating mode: from -20°C to +24°C
 RANGE OF INDOOR TEMPERATURE ADJUSTMENT: from 16 to 30°C.

A large empty rectangular box with a thin black border, intended for taking notes.

slim ducted

indoor units



energy class

A++ Cooling

A+ Heating



(Standard)

Wired controller

- Slim ducted units for light commercial/industrial applications
- Suitable for shops, offices, meeting rooms, hotels, restaurants, clubs, gyms and open space areas
- Ultra-thin, these units are characterized by an air discharge design optimized to minimize the sound level and improve performance
- The height is only 200 mm for 3.5 and 5.0 kW models and 220 mm for 7 and 8.5 kW models: these units are among the thinnest on the market
- The special design of the evaporating coil (V-shape), covered by a patent, favors a more effective exchange of air
- The centrifugal fan is also characterized by a patented design and allows higher air flow and greater silence
- The external static pressure reaches 75 Pa, ensuring maximum adaptability to different types of installation
- The combination with the wired control allows to optimize the external static pressure according to the different technical installation requirements
- The condensate drain pump is integrated for a height difference of up to 1000 mm
- You can choose between rear or bottom air intake
- You can select one of the 11 fan speed available
- The DC motor ensures energy saving and high efficiency
- Double room temperature sensor for a customizable comfort: possibility to select the sensor of return air temperature on the unit or of the sensor of temperature on the wired control
- Connection to fresh air intake from outdoors is possible
- High energy efficiency, at all capacities, both in cooling and heating modes (seasonal efficiency)
- The special closing system of the refrigerant valve prevents and avoids the risk of refrigerant leaks from inappropriate maintenance

FAST Quick cooling and heating	Intelligent sensor	Quiet mode	Sleep mode	iFeel	Cold air prevention	Double temperature sensors for air return	Intelligent defrost	Auto mode	Filter cleaning reminder	360° air outflow	Automatic swinging	Fixed swinging	
Fan speed regulation	Automatic fan speed	Turbo fan speed	Dehumidify mode	Dehumidify at low temperature	I-Demand energy saving	Wifi	Wifi and app (optional)	Centralized control	Long distance control	Modbus	Dry contact	Access control	Dual wired controllers
Programmable wired controller	8°C heating	Memory	Auto diagnosis	Integrated water heat pump	Timer on/off	Ambient temperature control	System parameters inquiry	Historical errors inquiry	Settable pressure levels				



slim ducted

indoor units

Model Indoor unit		ADG ECO 35PH		ADG ECO 50PH	
Model Outdoor unit		AEG ECO 35PIH		AEG ECO 50PIH	
		Cooling	Heating	Cooling	Heating
Nominal capacity (EN14511)	Units				
	kW	3,5	4,0	5,0	5,5
	BTU/h	12000	13600	17000	18700
EER/COP (EN14511)		3,68	3,81	3,23	3,79
Design Load (Pdesign c/Pdesign h) (Average) (EN14825)*	kW	3,5	3,1	5,0	4,2
Seasonal efficiency ratio (SEER/SCOP (Average) (EN14825)*		6,1	4,0	6,1	4,0
Energy efficiency class*		A++	A+	A++	A+
Seasonal energy consumption (Average)*	kWh/annum	200	1110	277	1469
Air flowrate Indoor (sh.-h.-m.-l.)	m ³ /h	650-600-510-450		950-880-820-700	
Dehumidification	l/h	1,4		1,8	
Fan speeds (Indoor/Outdoor)	n°	4/2		4/2	
Sound pressure Indoor (sh.-h.-m.-l.)	dB(A)	41-38-36-34		43-42-39-36	
Sound pressure Outdoor (h.)	dB(A)	59		58	
Sound power Indoor (sh.-h.-m.-l.)	dB(A)	51-48-46-44		53-52-49-46	
Sound power Outdoor (h.)	dB(A)	64		65	
Power supply	V/Ph/Hz	220-240/1/50 208-230/1/60		220-240/1/50 208-230/1/60	
Static pressure rated	Pa	25		25	
Static pressure range	Pa	0-50		0-50	
Power input	kW	0,95	1,05	1,55	1,45
Compressor type		Rotary DC Inverter		Rotary DC Inverter	
Refrigerant type/GWP		R32/675		R32/675	
Refrigerant charge	kg/T.CO ₂ eq.	0,78/0,53		1,0/0,68	
Liquid pipe diameter	mm (")	6,35 (1/4")		6,35 (1/4")	
Gas pipe diameter	mm (")	9,52 (3/8")		9,52 (1/2")	
Min.-max. pipe length with gas standard charge	m	3-5		3-5	
Max. pipe length with additional charge	m	30		35	
Additional refrigerant charge	g/m	16		16	
Max. height difference (Outdoor above)	m	15		20	
Max. height difference (Indoor above)	m	15		20	
Indoor net dimension (H./W./D.)	mm	200/700/450		200/1000/450	
Outdoor net dimension (H./W./D.)	mm	596/818/302		596/818/302	
Net weight Indoor/Outdoor	Kg	19/37		25/39	

OPERATING RANGE: outdoor temperature

Cooling mode: from -20°C to +48°C

Heating mode: from -20°C to +24°C

RANGE OF INDOOR TEMPERATURE ADJUSTMENT: from 16 to 30°C.

*Data declared in compliance with EU Regulation no. 206/2012, as regards to Ecodesign requirements for air conditioners and comfort fans, and EU Regulation no. 626/2011, concerning the energy labelling of air conditioners, and tested according to standard EN14825.

Model Indoor unit		ADG ECO 70PH		ADG ECO 85PH	
Model Outdoor unit		AEG ECO 70PIH		AEG ECO 85PIH	
	Units	Cooling	Heating	Cooling	Heating
Nominal capacity (EN14511)	kW	7,0	8,0	8,5	8,8
	BTU/h	24000	27200	29000	30000
EER/COP (EN14511)		3,33	3,56	3,15	3,45
Design Load (Pdesign c/Pdesign h) (Average) (EN14825)*	kW	7,0	6,4	8,5	7,2
Seasonal efficiency ratio (SEER/SCOP (Average) (EN14825)*		6,8	4,0	6,1	4,0
Energy efficiency class*		A++	A+	A++	A+
Seasonal energy consumption (Average)*	kWh/annum	357	2238	480	2576
Air flowrate Indoor (sh.-h.-m.-l.)	m ³ /h	1200-1160-1090-940		1500-1350-1130-950	
Dehumidification	l/h	2,0		2,4	
Fan speeds (Indoor/Outdoor)	n°	4/2		4/2	
Sound pressure Indoor (sh.-h.-m.-l.)	dB(A)	40-39-37-36		42-40-37-35	
Sound pressure Outdoor (h.)	dB(A)	62		65	
Sound power Indoor (sh.-h.-m.-l.)	dB(A)	50-49-47-46		52-50-47-45	
Sound power Outdoor (h.)	dB(A)	67		69	
Power supply	V/Ph/Hz	220-240/1/50 208-230/1/60		220-240/1/50 208-230/1/60	
Static pressure rated	Pa	25		37	
Static pressure range	Pa	0-75		0-75	
Power input	kW	2,1	2,25	2,80	2,65
Compressor type		Rotary DC Inverter		Rotary DC Inverter	
Refrigerant type/GWP		R32/675		R32/675	
Refrigerant charge	kg/T.CO ₂ eq.	1,6/1,08		1,8/1,23	
Liquid pipe diameter	mm (")	9,52 (3/8")		9,52 (3/8")	
Gas pipe diameter	mm (")	15,88 (5/8")		15,88 (5/8")	
Min.-max. pipe length with gas standard charge	m	3-5		3-5	
Max. pipe length with additional charge	m	50		50	
Additional refrigerant charge	g/m	40		40	
Max. height difference (Outdoor above)	m	25		25	
Max. height difference (Indoor above)	m	25		25	
Indoor net dimension (H./W./D.)	mm	220/1300/450		220/1300/450	
Outdoor net dimension (H./W./D.)	mm	698/892/340		790/920/370	
Net weight Indoor/Outdoor	Kg	30/53		30/60	

OPERATING RANGE: outdoor temperature

Cooling mode: from -20°C to +48°C

Heating mode: from -20°C to +24°C

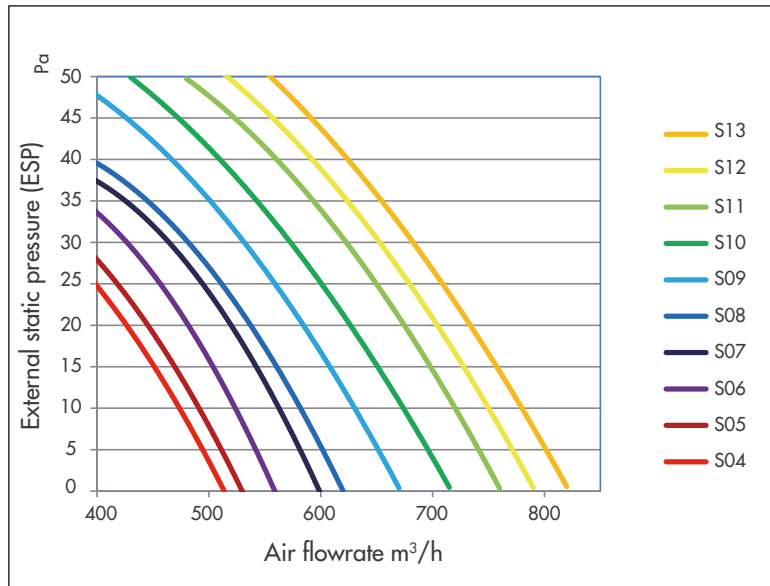
RANGE OF INDOOR TEMPERATURE ADJUSTMENT: from 16 to 30°C.

*Data declared in compliance with EU Regulation no. 206/2012, as regards to Ecodesign requirements for air conditioners and comfort fans, and EU Regulation no. 626/2011, concerning the energy labelling of air conditioners, and tested according to standard EN14825.

slim ducted

indoor units

ADG ECO 35PH - static pressure curves

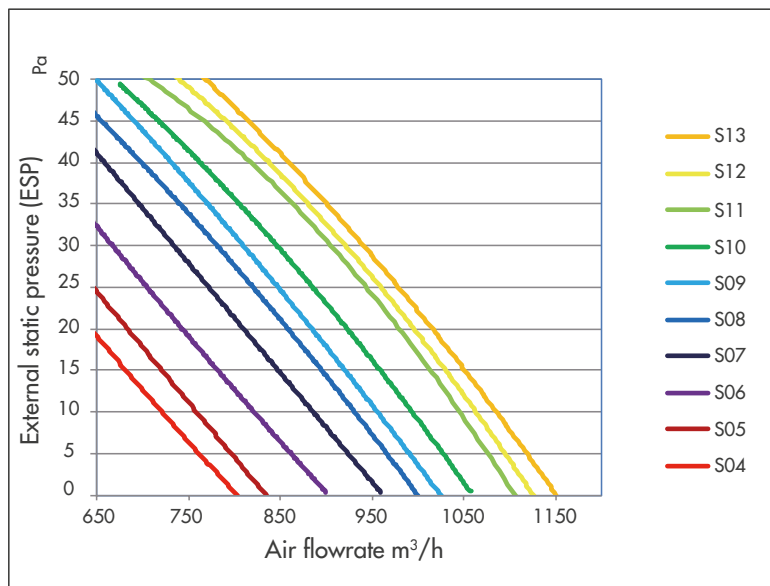


External static pressure	Turbo speed	High	Medium	Low
P03	S09	S08	S06	S04
P04	S10	S09	S07	S05
P05*	S11	S10	S08	S06
P06	S12	S11	S09	S07
P07	S13	S12	S10	S08

* Default static pressure level

The wired controller can be used to change the external static pressure (ESP) to turbo, high, medium and low fan speeds.

ADG ECO 50PH - static pressure curves

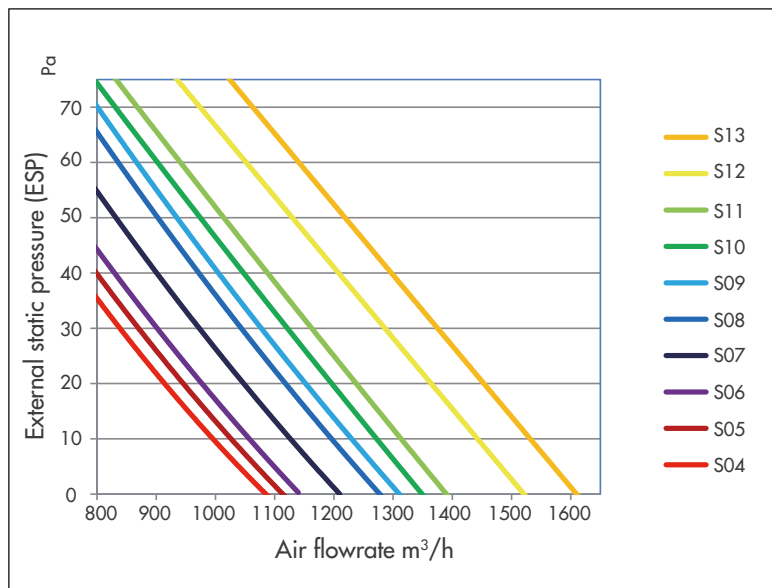


External static pressure	Turbo speed	High	Medium	Low
P03	S09	S08	S06	S04
P04	S10	S09	S07	S05
P05*	S11	S10	S08	S06
P06	S12	S11	S09	S07
P07	S13	S12	S10	S08

* Default static pressure level

The wired controller can be used to change the external static pressure (ESP) to turbo, high, medium and low fan speeds.

ADG ECO 70PH - static pressure curves

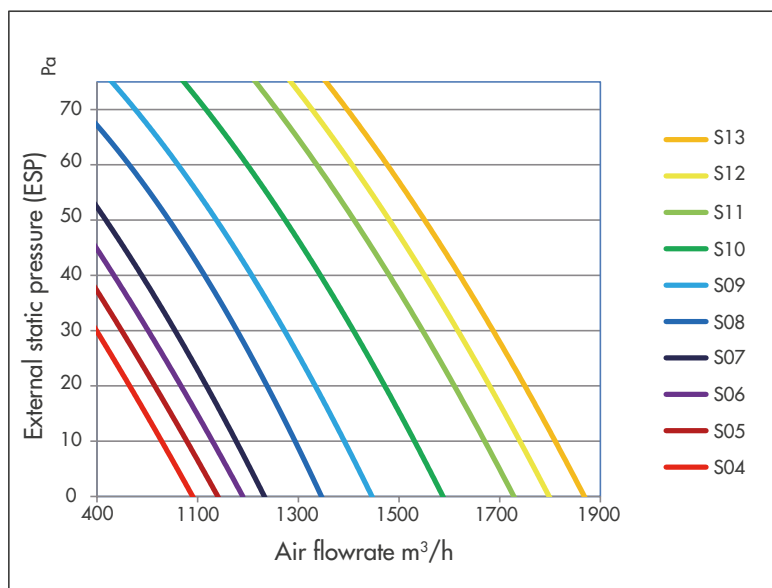


External static pressure	Turbo speed	High	Medium	Low
P03	S09	S08	S06	S04
P04	S10	S09	S07	S05
P05*	S11	S10	S08	S06
P06	S12	S11	S09	S07
P07	S13	S12	S10	S08

* Default static pressure level

The wired controller can be used to change the external static pressure (ESP) to turbo, high, medium and low fan speeds.

ADG ECO 85PH - static pressure curves




External static pressure	Turbo speed	High	Medium	Low
P03	S09	S08	S06	S04
P04	S10	S09	S07	S05
P05*	S11	S10	S08	S06
P06	S12	S11	S09	S07
P07	S13	S12	S10	S08

* Default static pressure level

The wired controller can be used to change the external static pressure (ESP) to turbo, high, medium and low fan speeds.

high static pressure ducted

indoor units



energy class

A++ Cooling

A+ Heating



(Standard)

Wired controller

- High static pressure ducted units for light commercial/industrial applications
- Suitable for shops, offices, meeting rooms, hotels, restaurants, clubs, gyms and open space areas
- The centrifugal fan is also characterized by a patented design and allows a higher air flow and greater silence
- The external static pressure reaches 200 Pa, ensuring maximum adaptability to different types of installation
- The combination with the wired controller allows to optimize the external static pressure according to the different technical installation requirements
- It's possible to select 5 external static pressure levels, depending on the installation
- The condensate drain pump is integrated for a height difference of up to 1000 mm
- You can choose between rear or bottom air intake
- You can select one of the 11 fan speed available
- The DC motor ensures energy saving and high efficiency
- Double room temperature sensor for a customizable comfort: possibility to select the sensor of return air temperature on the unit or of the sensor of temperature on the wired control
- Connection to a fresh air intake from outdoors is possible
- High energy efficiency, at all capacities, both in cooling and heating modes (seasonal efficiency)
- The special closing system of the refrigerant valve prevents and excludes the risk of gas leaks due to inappropriate maintenance

FAST Quick cooling and heating	Intelligent sensor	Quiet mode	Sleep mode	iFeel	Cold air prevention	Double temperature sensors for air return	Intelligent defrost	AUTO Auto mode	Filter cleaning reminder	360° air outflow	AUTO Automatic swinging	Fixed swinging
Fan speed regulation	AUTO Automatic fan speed	Turbo Turbo fan speed	Dehumidify mode	Dehumidify at low temperature	I-Demand energy saving	Wifi and app (optional)	Centralized control	Long distance control	Modbus	Dry contact	Access control	Dual wired controllers
Programmable wired controller	8°C heating	Memory	Auto diagnosis	Integrated water heat pump	Timer on/off	Ambient temperature control	System parameters inquiry	Historical errors inquiry	Settable pressure levels			

Model Indoor unit		ADG ECO 70PHB		ADG ECO 85PHB		
Model Outdoor unit		AEG ECO 70PIH		AEG ECO 85PIH		
		Units	Cooling	Heating	Cooling	Heating
Nominal capacity (EN14511)	kW	7,0	8,0	8,5	8,8	
	BTU/h	24000	27200	29000	30000	
EER/COP (EN14511)		3,33	3,56	3,15	3,45	
Design Load (Pdesign c/Pdesign h) (Average) (EN14825)*	kW	7,0	6,4	8,5	7,2	
Seasonal efficiency ratio (SEER/SCOP (Average) (EN14825)*		6,8	4,0	6,1	3,9	
Energy efficiency class*		A++	A+	A++	A+	
Seasonal energy consumption (Average)*	kWh/annum	357	2238	488	2585	
Seasonal energy efficiency in cooling/heating (Average) (ηs,h)		-	-	-	-	
Air flowrate Indoor (sh.-h.-m.-l.)	m³/h	1150-1100-1000-900		1500-1300-1100-1000		
Dehumidification	l/h	2,0		2,4		
Fan speeds (Indoor/Outdoor)	n°	4/2		4/2		
Sound pressure Indoor (sh.-h.-m.-l.)	dB(A)	39-38--37-36		41-39-37-35		
Sound pressure Outdoor (h.)	dB(A)	62		65		
Sound power Indoor (sh.-h.-m.-l.)	dB(A)	49-48-47-46		51-49-47-45		
Sound power Outdoor (h.)	dB(A)	67		69		
Power supply	V/Ph/Hz	220-240/1/50 208-230/1/60		220-240/1/50 208-230/1/60		
Static pressure rated	Pa	25		37		
Static pressure range	Pa	0-125		0-125		
Power input	kW	2,1	2,25	2,80	2,65	
Compressor type		Rotary DC Inverter		Rotary DC Inverter		
Refrigerant type/GWP		R32/675		R32/675		
Refrigerant charge	kg/T.CO ₂ eq.	1,6/1,08		1,8/1,23		
Liquid pipe diameter	mm (")	9,52 (3/8")		9,52 (3/8")		
Gas pipe diameter	mm (")	15,88 (5/8")		15,88 (5/8")		
Min.-max. pipe length with gas standard charge	m	3-5		3-5		
Max. pipe length with additional charge	m	50		50		
Additional refrigerant charge	g/m	40		40		
Max. height difference (Outdoor above)	m	25		25		
Max. height difference (Indoor above)	m	25		25		
Indoor net dimension (H./W./D.)	mm	260/900/655		260/900/655		
Outdoor net dimension (H./W./D.)	mm	698/892/340		790/920/370		
Net weight Indoor / Outdoor	Kg	31/53		31/60		

OPERATING RANGE: outdoor temperature

Cooling mode: from -20°C to +48°C

Heating mode: from -20°C to +24°C

RANGE OF INDOOR TEMPERATURE ADJUSTMENT: from 16 to 30°C.

Data declared in compliance with EU Regulation no. 206/2012, as regards to Ecodesign requirements for air conditioners and comfort fans, and EU Regulation no. 626/2011, concerning the energy labelling of air conditioners, and tested according to standard EN14825.

high static pressure ducted

indoor units

Model Indoor unit		ADG ECO 100PH		ADG ECO 100PH	
Model Outdoor unit		AEG ECO 100PIH		AEG ECO 100PIH3	
	Units	Cooling	Heating	Cooling	Heating
Nominal capacity (EN14511)	kW	10,00	12,00	10,00	12,00
	BTU/h	34100	40900	34100	40900
EER/COP (EN14511)		3,12	3,53	3,17	3,43
Design Load (P _{design c} /P _{design h}) (Average) (EN14825)*	kW	10	9	10	9
Seasonal efficiency ratio (SEER/SCOP (Average) (EN14825)*		6,1	4,0	6,1	4,0
Energy efficiency class*		A++	A+	A++	A+
Seasonal energy consumption (Average)*	kWh/annum	577	3218	577	3218
Seasonal energy efficiency in cooling/heating (Average) (η _{s,h})		-	-	-	-
Air flowrate Indoor (sh.-h.-m.-l.)	m ³ /h	1059-894-812-747		1059-894-812-747	
Dehumidification	l/h	2,8		2,8	
Fan speeds (Indoor/Outdoor)	n°	4/2		4/2	
Sound pressure Indoor (sh.-h.-m.-l.)	dB(A)	46-44-42-40		46-44-42-40	
Sound pressure Outdoor (h.)	dB(A)	55		55	
Sound power Indoor (sh.-h.-m.-l.)	dB(A)	65-63-61-57		65-63-61-57	
Sound power Outdoor (h.)	dB(A)	70		70	
Power supply	V/Ph/Hz	220-240/1/50 208-230/1/60		380-415/3/50-60	
Static pressure rated	Pa	37		37	
Static pressure range	Pa	0-150		0-150	
Power input	kW	3,20	3,40	3,15	3,50
Compressor type		Rotary DC Inverter		Rotary DC Inverter	
Refrigerant type/GWP		R32/675		R32/675	
Refrigerant charge	kg/T.CO ₂ eq.	2,5/1,69		2,5/1,69	
Liquid pipe diameter	mm (")	9,52 (3/8")		9,52 (3/8")	
Gas pipe diameter	mm (")	15,88 (5/8")		15,88 (5/8")	
Min.-max. pipe lenght with gas standard charge	m	5-7		5-7	
Max. pipe lenght with additional charge	m	65		65	
Additional refrigerant charge	g/m	40		40	
Max. height difference (Outdoor above)	m	30		30	
Max. height difference (Indoor above)	m	30		30	
Indoor net dimension (H./W./D.)	mm	300/1000/700		300/1000/700	
Outdoor net dimension (H./W./D.)	mm	820/940/460		820/940/460	
Net weight Indoor/Outdoor	Kg	40/83		40/83	

OPERATING RANGE: outdoor temperature

Cooling mode: from -20°C to +48°C

Heating mode: from -20°C to +24°C

RANGE OF INDOOR TEMPERATURE ADJUSTMENT: from 16 to 30°C.

*Data declared in compliance with EU Regulation no. 206/2012, as regards to Ecodesign requirements for air conditioners and comfort fans, and EU Regulation no. 626/2011, concerning the energy labelling of air conditioners, and tested according to standard EN14825.

Model Indoor unit		ADG ECO 140PH		ADG ECO 140PH	
Model Outdoor unit		AEG ECO 140PIH		AEG ECO 140PIH3	
	Units	Cooling	Heating	Cooling	Heating
Nominal capacity (EN14511)	kW	13,40	15,50	13,40	15,50
	BTU/h	45700	52800	45700	52800
EER/COP (EN14511)		3,01	3,37	2,85	3,48
Design Load (P _{design c} /P _{design h}) (Average) (EN14825)	kW	13,40	15,50	13,40	15,50
Seasonal efficiency ratio (SEER/SCOP (Average) (EN14825)		-	-	-	-
Energy efficiency class		-	-	-	-
Seasonal energy consumption (Average)	kWh/annum	-	-	-	-
Seasonal energy efficiency in cooling/heating (Average) ($\eta_{s,h}$)		242,40	141,6	242,40	141,6
Air flowrate Indoor (sh.-h.-m.-l.)	m ³ /h	2200-2000-1730-1490		2200-2000-1730-1490	
Dehumidification	l/h	3,0		3,0	
Fan speeds (Indoor/Outdoor)	n°	4/2		4/2	
Sound pressure Indoor (sh.-h.-m.-l.)	dB(A)	43-41-40-38		43-41-40-38	
Sound pressure Outdoor (h.)	dB(A)	56		56	
Sound power Indoor (sh.-h.-m.-l.)	dB(A)	68-66-55-53		68-66-55-53	
Sound power Outdoor (h.)	dB(A)	72		72	
Power supply	V/Ph/Hz	220-240/1/50 208-230/1/60		380-415/3/50-60	
Static pressure rated	Pa	50		50	
Static pressure range	Pa	0-150		0-150	
Power input	kW	4,45	4,60	4,70	4,45
Compressor type		Rotary DC Inverter		Rotary DC Inverter	
Refrigerant type/GWP		R32/675		R32/675	
Refrigerant charge	kg/T.CO ₂ eq.	2,8/1,89		2,8/1,89	
Liquid pipe diameter	mm (")	9,52 (3/8")		9,52 (3/8")	
Gas pipe diameter	mm (")	15,88 (5/8")		15,88 (5/8")	
Min.-max. pipe lenght with gas standard charge	m	7,5-9,5		7,5-9,5	
Max. pipe lenght with additional charge	m	75		75	
Additional refrigerant charge	g/m	40		40	
Max. height difference (Outdoor above)	m	30		30	
Max. height difference (Indoor above)	m	30		30	
Indoor net dimension (H./W./D.)	mm	300/1400/700		300/1400/700	
Outdoor net dimension (H./W./D.)	mm	820/940/460		820/940/460	
Net weight Indoor/Outdoor	Kg	49/95		49/95	

OPERATING RANGE: outdoor temperature
 Cooling mode: from -20°C to +48°C
 Heating mode: from -20°C to +24°C
 RANGE OF INDOOR TEMPERATURE ADJUSTMENT: from 16 to 30°C.

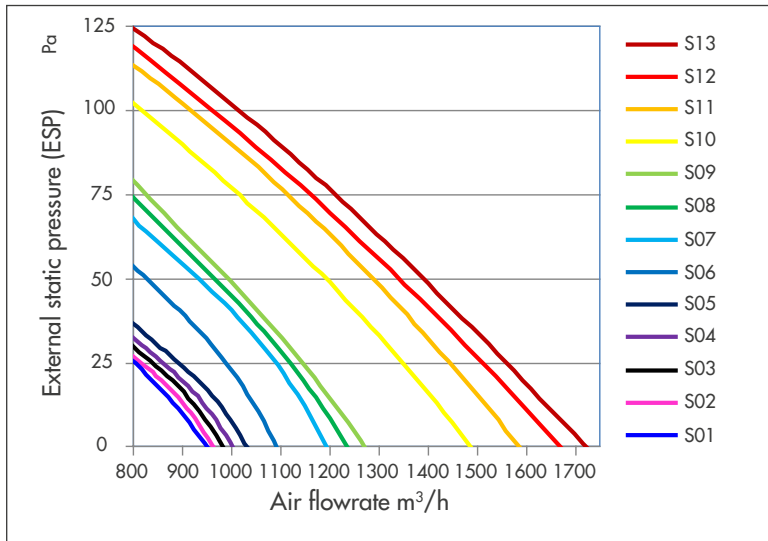
high static pressure ducted

indoor units

Model Indoor unit		ADG ECO 160PH	
Model Outdoor unit		AEG ECO 160PIH3	
		Units	Units
		Cooling	Heating
Nominal capacity (EN14511)	kW	16,00	17,00
	BTU/h	54500	58000
EER/COP (EN14511)		2,94	3,40
Design Load (Pdesign c/Pdesign h) (Average) (EN14825)	kW	14,50	7,20
Seasonal efficiency ratio (SEER/SCOP (Average) (EN14825)		-	-
Energy class		-	-
Seasonal energy consumption (Average)	kWh/annum	-	-
Seasonal energy efficiency in cooling/heating (Average) ($\eta_{s,h}$)		255,10	143,90
Air flowrate Indoor (sh.-h.-m.-l.)	m ³ /h	2400-1960-1670-1380	
Dehumidification	l/h	3,2	
Fan speeds (Indoor/Outdoor)	n°	4/2	
Sound pressure Indoor (sh.-h.-m.-l.)	dB(A)	44-41-39-38	
Sound pressure Outdoor (h.)	dB(A)	57	
Sound power Indoor (sh.-h.-m.-l.)	dB(A)	57-54-52-51	
Sound power Outdoor (h.)	dB(A)	72	
Power supply	V/Ph/Hz	380-415/3/50-60	
Static pressure rated	Pa	50	
Static pressure range	Pa	0-200	
Power input	kW	5,45	5,00
Compressor type		Rotary DC Inverter	
Refrigerant type/GWP		R32/675	
Refrigerant charge	kg/T.CO ₂ eq.	3,6/2,43	
Liquid pipe diameter	mm (")	9,52 (3/8")	
Gas pipe diameter	mm (")	15,88 (5/8")	
Min.-max. pipe lenght with gas standard charge	m	7,5-9,5	
Max. pipe lenght with additional charge	m	75	
Additional refrigerant charge	g/m	40	
Max. height difference (Outdoor above)	m	30	
Max. height difference (Indoor above)	m	30	
Indoor net dimension (H./W./D.)	mm	300/1400/700	
Outdoor net dimension (H./W./D.)	mm	1345/900/340	
Net weight Indoor/Outdoor	Kg	56/112	

OPERATING RANGE: outdoor temperature
 Cooling mode: from -20°C to +48°C
 Heating mode: from -20°C to +24°C
 RANGE OF INDOOR TEMPERATURE ADJUSTMENT: from 16 to 30°C.

ADG ECO 70PHB - static pressure curves

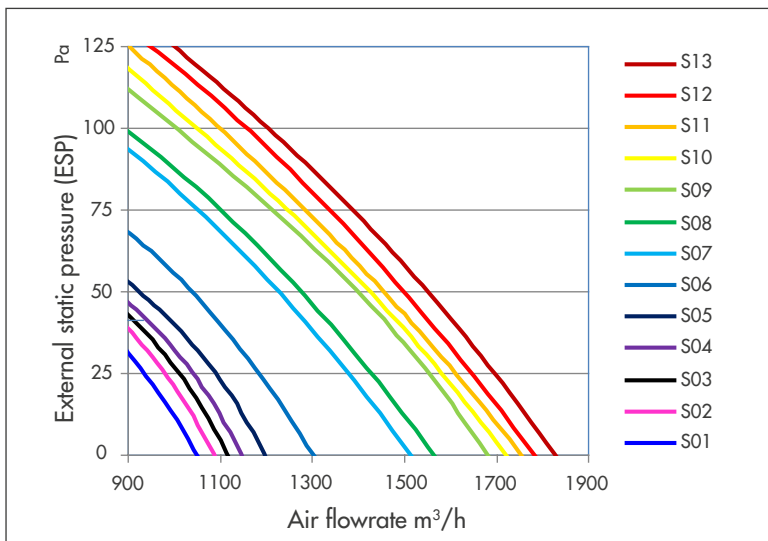


External static pressure	Turbo speed	High	Medium	Low
P1	S05	S03	S02	S01
P2	S06	S04	S03	S02
P3	S07	S05	S04	S03
P4	S08	S06	S05	S04
P5*	S09	S07	S06	S05
P6	S10	S08	S07	S06
P7	S11	S09	S08	S07
P8	S12	S10	S09	S08
P9	S13	S11	S10	S09

* Default static pressure level

The wired controller can be used to change the external static pressure (ESP) to turbo, high, medium and low fan speeds.

ADG ECO 85PHB - static pressure curves



External static pressure	Turbo speed	High	Medium	Low
P1	S05	S03	S02	S01
P2	S06	S04	S03	S02
P3	S07	S05	S04	S03
P4	S08	S06	S05	S04
P5*	S09	S07	S06	S05
P6	S10	S08	S07	S06
P7	S11	S09	S08	S07
P8	S12	S10	S09	S08
P9	S13	S11	S10	S09

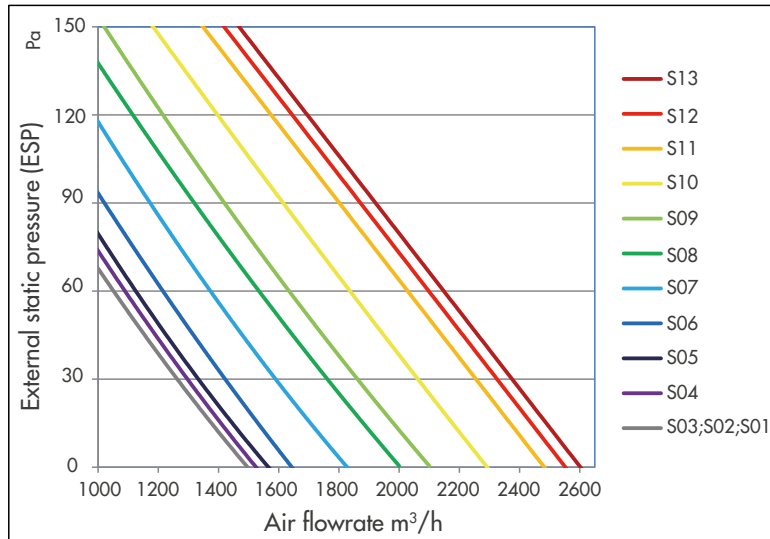
* Default static pressure level

The wired controller can be used to change the external static pressure (ESP) to turbo, high, medium and low fan speeds.

high static pressure ducted

indoor units

ADG ECO 100PH - static pressure curves

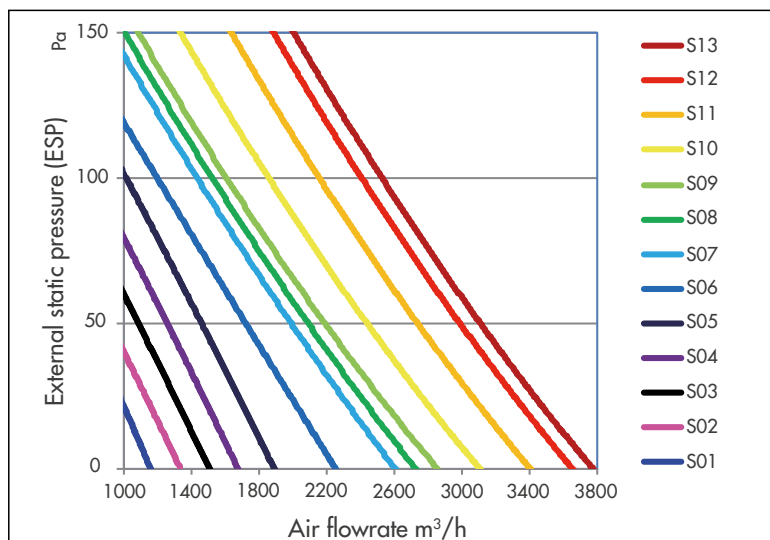


External static pressure	Turbo speed	High	Medium	Low
P1	S05	S03	S02	S01
P2	S06	S04	S03	S02
P3	S07	S05	S04	S03
P4	S08	S06	S05	S04
P5*	S09	S07	S06	S05
P6	S10	S08	S07	S06
P7	S11	S09	S08	S07
P8	S12	S10	S09	S08
P9	S13	S11	S10	S09

* Default static pressure level

The wired controller can be used to change the external static pressure (ESP) to turbo, high, medium and low fan speeds.

ADG ECO 140PH - static pressure curves

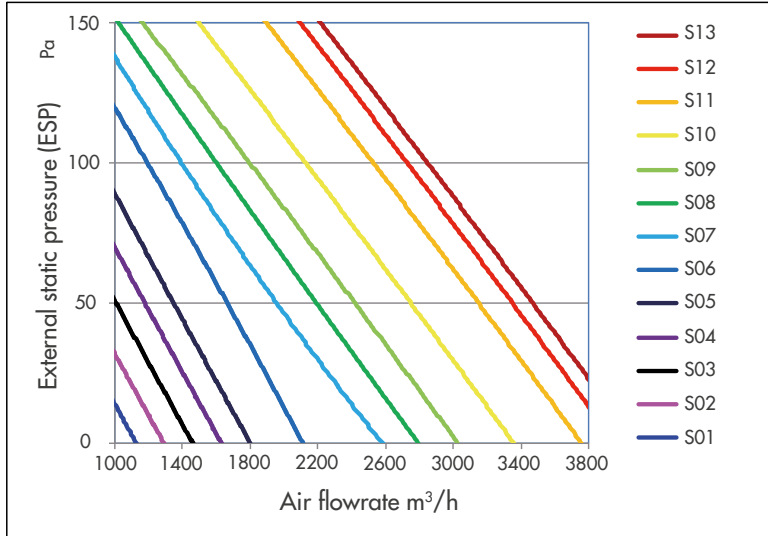


External static pressure	Turbo speed	High	Medium	Low
P1	S05	S03	S02	S01
P2	S06	S04	S03	S02
P3	S07	S05	S04	S03
P4	S08	S06	S05	S04
P5*	S09	S07	S06	S05
P6	S10	S08	S07	S06
P7	S11	S09	S08	S07
P8	S12	S10	S09	S08
P9	S13	S11	S10	S09

* Default static pressure level

The wired controller can be used to change the external static pressure (ESP) to turbo, high, medium and low fan speeds.

ADG ECO 160PH - static pressure curves



External static pressure	Turbo speed	High	Medium	Low
P1	S05	S03	S02	S01
P2	S06	S04	S03	S02
P3	S07	S05	S04	S03
P4	S08	S06	S05	S04
P5*	S09	S07	S06	S05
P6	S10	S08	S07	S06
P7	S11	S09	S08	S07
P8	S12	S10	S09	S08
P9	S13	S11	S10	S09

* Default static pressure level

The wired controller can be used to change the external static pressure (ESP) to turbo, high, medium and low fan speeds.

floor ceiling

indoor units



energy class

A⁺⁺ Cooling

A⁺ Heating



(Standard)
Infrared remote control



(Optional)
Wired controller

- Floor or ceiling units for light commercial/industrial applications
- Suitable for shops, offices, meeting rooms, hotels, restaurants, clubs, gyms and open space areas
- Compact structure: only 235 mm of thickness
- Double flap: when the unit is turned off, the air supply can be completely closed in order to prevent the entry of dust
- The wide oscillation angle of the flap allows the flow of horizontal air delivery (ceiling application): this excludes direct air flows on people in the environment
- You can select one of the 11 fan speed available
- There are 3 exit options for the connecting pipes, to facilitate installation in any circumstances
- The design of the electrical box side does not affect the return of air and facilitates maintenance
- They are equipped with a double room temperature sensor for customizable comfort: possibility of selecting the return air temperature sensor on the unit or the temperature sensor on the wired control
- High energy efficiency, at all powers expressed, both in cold and in heat, especially with a view to operating 365 days a year (seasonal efficiency)
- The special closing system of the refrigerant valve prevents and excludes the risk of gas leaks due to inappropriate maintenance

FAST Quick cooling and heating	Intelligent sensor	Quiet mode	Sleep mode	iFeel	Cold air prevention	Double temperature sensors for air return	Intelligent defrost	AUTO Auto mode	Filter cleaning reminder	360° 360° air outflow	AUTO Automatic swinging	Fixed swinging
Fan speed regulation	AUTO Automatic fan speed	Turbo Turbo fan speed	Dehumidify mode	Dehumidify at low temperature 12°C	I-Demand energy saving	Wifi Wifi and app (optional)	Centralized control	Long distance control	Modbus	Dry contact	Access control	Dual wired controllers
Programmable wired controller	8°C 8°C heating	Memory	Auto diagnosis	Integrated water heat pump	Timer on/off	Ambient temperature control	System parameters inquiry	Historical errors inquiry				



floor ceiling

indoor units

Model Indoor unit		ACG ECO 35PH		ACG ECO 50PH	
Model Outdoor unit		AEG ECO 35PIH		AEG ECO 50PIH	
	Units	Cooling	Heating	Cooling	Heating
Nominal capacity (EN14511)	kW	3,50	4,00	5,0	5,5
	BTU/h	11900	13600	17000	18700
EER/COP (EN14511)		3,89	4,21	3,21	3,33
Design Load (Pdesign c/Pdesign h) (Average) (EN14825)*	kW	3,5	3,1	5,0	4,0
Seasonal efficiency ratio (SEER/SCOP (Average)) (EN14825)*		6,7	4,0	6,1	4,0
Energy efficiency class*		A++	A+	A++	A+
Seasonal energy consumption (Average)*	kWh/annum	177	1040	284	1394
Air flowrate Indoor (sh.-h.-m.-l.)	m ³ /h	650-580-480-400		700-580-480-400	
Dehumidification	l/h	1,4		1,8	
Fan speeds (Indoor/Outdoor)	n°	4/2		4/2	
Sound pressure Indoor (sh.-h.-m.-l.)	dB(A)	39-36-32-28		44-42-39-36	
Sound pressure Outdoor (h.)	dB(A)	50		51	
Sound power Indoor (sh.-h.-m.-l.)	dB(A)	51-48-44-40		57-55-52-49	
Sound power Outdoor (h.)	dB(A)	64		65	
Power supply	V/Ph/Hz	220-240/1/50 208-230/1/60		220-240/1/50 208-230/1/60	
Power input	kW	0,90	0,95	1,56	1,65
Compressor type		Rotary DC Inverter		Rotary DC Inverter	
Refrigerant type/GWP		R32/675		R32/675	
Refrigerant charge	kg/T.CO ₂ eq.	0,78/0,53		1,0/0,68	
Liquid pipe diameter	mm (")	6,35 (1/4")		6,35 (1/4")	
Gas pipe diameter	mm (")	9,52 (3/8")		12,70 (1/2")	
Min.-max. pipe lenght with gas standard charge	m	5-7		7,5-9,5	
Max. pipe lenght with additional charge	m	30		35	
Additional refrigerant charge	g/m	16		16	
Max. height difference (Outdoor above)	m	15		20	
Max. height difference (Indoor above)	m	15		20	
Indoor net dimension (H./W./D.)	mm	235/870/665		235/870/665	
Outdoor net dimension (H./W./D.)	mm	596/818/302		596/818/302	
Net weight Indoor/Outdoor	kg	25/37		26/39	

OPERATING RANGE: outdoor temperature

Cooling mode: from -20°C to +48°C

Heating mode: from -20°C to +24°C

RANGE OF INDOOR TEMPERATURE ADJUSTMENT: from 16 to 30°C.

*Data declared in compliance with EU Regulation no. 206/2012, as regards to Ecodesign requirements for air conditioners and comfort fans, and EU Regulation no. 626/2011, concerning the energy labelling of air conditioners, and tested according to standard EN14825.

Model Indoor unit		ACG ECO 70PH		ACG ECO 85PH	
Model Outdoor unit		AEG ECO 70PIH		AEG ECO 85PIH	
		Cooling	Heating	Cooling	Heating
Nominal capacity (EN14511)	Units				
	kW	7,0	8,0	8,5	8,8
	BTU/h	23800	27200	29000	30000
EER/COP (EN14511)		3,41	3,64	3,04	3,32
Design Load (Pdesign c/Pdesign h) (Average) (EN14825)*	kW	7,0	6,4	8,5	7,2
Seasonal efficiency ratio (SEER/SCOP (Average) (EN14825)*		6,8	3,9	6,1	4,0
Energy efficiency class*		A++	A	A++	A+
Seasonal energy consumption (Average)*	kWh/annum	359	2295	477	2577
Air flowrate Indoor (sh.-h.-m.-l.)	m ³ /h	1100-1050-960-870		1400-1310-1180-1040	
Dehumidification	l/h	2,0		2,4	
Fan speeds (Indoor/Outdoor)	n°	4/2		4/2	
Sound pressure Indoor (sh.-h.-m.-l.)	dB(A)	45-44-41-38		49-47-43-39	
Sound pressure Outdoor (h.)	dB(A)	52		53	
Sound power Indoor (sh.-h.-m.-l.)	dB(A)	56-55-52-49		65-63-59-55	
Sound power Outdoor (h.)	dB(A)	67		69	
Power supply	V/Ph/Hz	220-240/1/50 208-230/1/60		220-240/1/50 208-230/1/60	
Power input	kW	2,05	2,20	2,80	2,65
Compressor type		Rotary DC Inverter		Rotary DC Inverter	
Refrigerant type/GWP		R32/675		R32/675	
Refrigerant charge	kg/T.CO ₂ eq.	1,6/1,08		1,8/1,23	
Liquid pipe diameter	mm (")	9,52 (3/8")		9,52 (3/8")	
Gas pipe diameter	mm (")	15,88 (5/8")		15,88 (5/8")	
Min.-max. pipe lenght with gas standard charge	m	5-7		5-7	
Max. pipe lenght with additional charge	m	50		50	
Additional refrigerant charge	g/m	40		40	
Max. height difference (Outdoor above)	m	25		25	
Max. height difference (Indoor above)	m	25		25	
Indoor net dimension (H./W./D.)	mm	235/1200/665		235/1200/665	
Outdoor net dimension (H./W./D.)	mm	698/892/340		790/920/370	
Net weight Indoor/Outdoor	kg	31/53		31/60	

OPERATING RANGE: outdoor temperature

Cooling mode: from -20°C to +48°C

Heating mode: from -20°C to +24°C

RANGE OF INDOOR TEMPERATURE ADJUSTMENT: from 16 to 30°C.

*Data declared in compliance with EU Regulation no. 206/2012, as regards to Ecodesign requirements for air conditioners and comfort fans, and EU Regulation no. 626/2011, concerning the energy labelling of air conditioners, and tested according to standard EN14825.

floor ceiling

indoor units

Model Indoor unit		ACG ECO 100PH		ACG ECO 100PH	
Model Outdoor unit		AEG ECO 100PIH		AEG ECO 100PIH3	
		Cooling	Heating	Cooling	Heating
Nominal capacity (EN14511)	Units				
	kW	10,00	12,00	10,00	12,00
	BTU/h	34100	40900	34100	40900
EER/COP (EN14511)		3,03	3,33	3,03	3,43
Design Load (Pdesign c/Pdesign h) (Average) (EN14825)*	kW	10,0	9,0	10,0	9,0
Seasonal efficiency ratio (SEER/SCOP (Average)) (EN14825)*		6,1	4,0	6,1	4,0
Energy efficiency class*		A++	A+	A++	A+
Seasonal energy consumption (Average)*	kWh/annum	573	3149	573	3149
Air flowrate Indoor (sh.-h.-m.-l.)	m ³ /h	1500-1470-1380-1220		1500-1470-1380-1220	
Dehumidification	l/h	2,8		2,8	
Fan speeds (Indoor/Outdoor)	n°	4/2		4/2	
Sound pressure Indoor (sh.-h.-m.-l.)	dB(A)	49-47-45-43		49-47-45-43	
Sound pressure Outdoor (h.)	dB(A)	55		55	
Sound power Indoor (sh.-h.-m.-l.)	dB(A)	61-59-57-55		61-59-57-55	
Sound power Outdoor (h.)	dB(A)	70		70	
Power supply	V/Ph/Hz	220-240/1/50 208-230/1/60		380-415/3/50-60	
Power input	kW	3,30	3,60	3,30	3,50
Compressor type		Rotary DC Inverter		Rotary DC Inverter	
Refrigerant type/GWP		R32/675		R32/675	
Refrigerant charge	kg/T.CO ₂ eq.	2,5/1,69		2,5/1,69	
Liquid pipe diameter	mm (")	9,52 (3/8")		9,52 (3/8")	
Gas pipe diameter	mm (")	15,88 (5/8")		15,88 (5/8")	
Min.-max. pipe lenght with gas standard charge	m	5-7		5-7	
Max. pipe lenght with additional charge	m	65		65	
Additional refrigerant charge	g/m	40		40	
Max. height difference (Outdoor above)	m	30		30	
Max. height difference (Indoor above)	m	30		30	
Indoor net dimension (H./W./D.)	mm	235/1200/665		235/1200/665	
Outdoor net dimension (H./W./D.)	mm	820/940/460		820/940/460	
Net weight Indoor/Outdoor	kg	32/83		32/83	

OPERATING RANGE: outdoor temperature

Cooling mode: from -20°C to +48°C

Heating mode: from -20°C to +24°C

RANGE OF INDOOR TEMPERATURE ADJUSTMENT: from 16 to 30°C.

*Data declared in compliance with EU Regulation no. 206/2012, as regards to Ecodesign requirements for air conditioners and comfort fans, and EU Regulation no. 626/2011, concerning the energy labelling of air conditioners, and tested according to standard EN14825.

Model Indoor unit		ACG ECO 140PH		ACG ECO 140PH	
Model Outdoor unit		AEG ECO 140PIH		AEG ECO 140PIH3	
		Cooling	Heating	Cooling	Heating
Nominal capacity (EN14511)	Units				
	kW	13,40	15,50	13,40	15,50
	BTU/h	45700	52800	45700	52800
EER/COP (EN14511)		3,05	3,56	2,85	3,48
Design Load (Pdesign c/Pdesign h) (Average) (EN14825)		13,40	15,50	13,40	15,50
Seasonal energy efficiency in cooling/heating (Average) ($\eta_{s,h}$)	%	246,6	145,81	246,6	145,81
Air flowrate Indoor (sh.-h.-m.-l.)	m ³ /h	1900-1690-1480-1140		1900-1690-1480-1140	
Dehumidification	l/h	3,0		3,0	
Fan speeds (Indoor/Outdoor)	n°	4/2		4/2	
Sound pressure Indoor (sh.-h.-m.-l.)	dB(A)	52-50-48-44		52-50-48-44	
Sound pressure Outdoor (h.)	dB(A)	57		57	
Sound power Indoor (sh.-h.-m.-l.)	dB(A)	65-63-61-57		65-63-61-57	
Sound power Outdoor (h.)	dB(A)	70		70	
Power supply	V/Ph/Hz	220-240/1/50 208-230/1/60		380-415/3/50-60	
Power input	kW	4,40	4,35	4,30	4,40
Compressor type		Rotary DC Inverter		Rotary DC Inverter	
Refrigerant type/GWP		R32/675		R32/675	
Refrigerant charge	kg/T.CO ₂ eq.	2,8/1,89		2,8/1,89	
Liquid pipe diameter	mm (")	9,52 (3/8")		9,52 (3/8")	
Gas pipe diameter	mm (")	15,88 (5/8")		15,88 (5/8")	
Min.-max. pipe lenght with gas standard charge	m	7,5-9,5		7,5-9,5	
Max. pipe lenght with additional charge	m	75		75	
Additional refrigerant charge	g/m	40		40	
Max. height difference (Outdoor above)	m	30		30	
Max. height difference (Indoor above)	m	30		30	
Indoor net dimension (H./W./D.)	mm	235/1570/665		235/1570/665	
Outdoor net dimension (H./W./D.)	mm	820/940/460		820/940/460	
Net weight Indoor/Outdoor	Kg	42/95		42/95	

OPERATING RANGE: outdoor temperature

Cooling mode: from -20°C to +48°C

Heating mode: from -20°C to +24°C

RANGE OF INDOOR TEMPERATURE ADJUSTMENT: from 16 to 30°C.

floor ceiling

indoor units

Model Indoor unit		ACG ECO 160PH	
Model Outdoor unit		AEG ECO 160PIH3	
		Units	
Nominal capacity (EN14511)	kW	Cooling	16,00
	BTU/h	Heating	17,00
EER/COP (EN14511)			54500
Design Load (Pdesign c/Pdesign h) (Average) (EN14825)			58000
Seasonal energy efficiency in cooling/heating (Average) ($\eta_{s,h}$)	%		2,96
Air flowrate Indoor (sh.-h.-m.-l.)	m ³ /h		3,15
Dehumidification	l/h		16,0
Fan speeds (Indoor/Outdoor)	n°		258,7
Sound pressure Indoor (sh.-h.-m.-l.)	dB(A)		152,30
Sound pressure Outdoor (h.)	dB(A)		1500-1350-1130-950
Sound power Indoor (sh.-h.-m.-l.)	dB(A)		3,2
Sound power Outdoor (h.)	dB(A)		4/2
Power supply	V/Ph/Hz		54-53-49-45
Power input	kW		57
Compressor type			65,8-64-60-56
Refrigerant type/GWP			70,5-72,5
Refrigerant charge	kg/T.CO ₂ eq.		380-415/3/50-60
Liquid pipe diameter	mm (")		5,40
Gas pipe diameter	mm (")		5,40
Min.-max. pipe lenght with gas standard charge	m		Rotary DC Inverter
Max. pipe lenght with additional charge	m		R32/675
Additional refrigerant charge	g/m		3,6/2,43
Max. height difference (Outdoor above)	m		9,52 (3/8")
Max. height difference (Indoor above)	m		15,88 (5/8")
Indoor net dimension (H./W./D.)	mm		7,5-9,5
Outdoor net dimension (H./W./D.)	mm		75
Net weight Indoor/Outdoor	Kg		40
			30
			235/1570/665
			1345/900/340
			42/112

OPERATING RANGE: outdoor temperature
 Cooling mode: from -20°C to +48°C
 Heating mode: from -20°C to +24°C
 RANGE OF INDOOR TEMPERATURE ADJUSTMENT: from 16 to 30°C.

notes



A large, empty rectangular box with a thin black border, intended for taking notes.

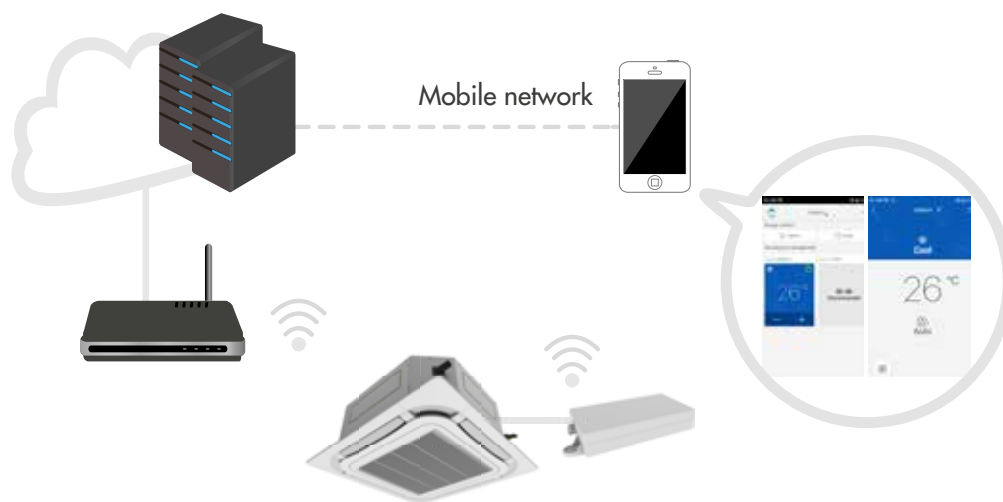


CONTROL SYSTEMS

control systems

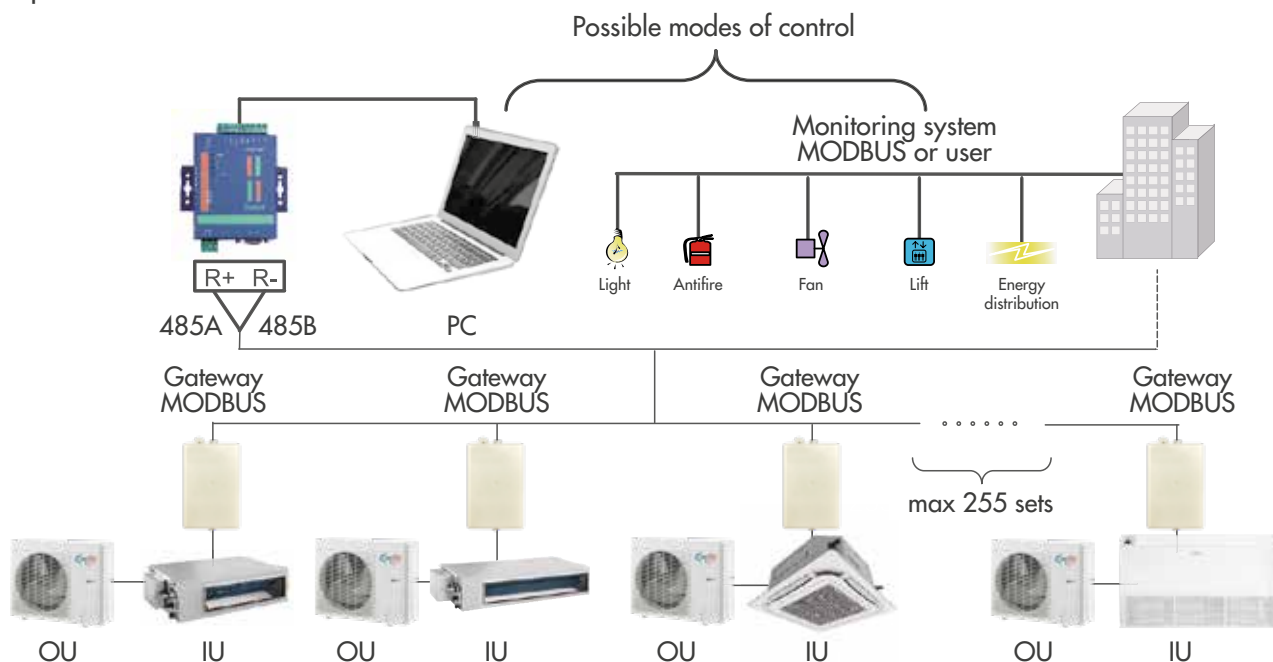
1 APP AND WIFI

A dedicated WiFi kit can be purchased separately and integrated into the units. The units thus equipped with WiFi kit can be controlled by remote, through an APP, easy to download from Google Play store or Apple store and it can be installed on your smartphone (compatible with both Android and iOS systems).



2 REMOTE CONTROL

All the indoor units must be equipped with MODBUS Gateway to connect the BMS. It's possible to connect up to 255 units to the same network.



3 MODBUS GATEWAY

Dimensions (HxWxD): 54 mm x 102 mm x 20 mm

MODBUS Gateway interface module to connect indoor units to centralized control FCA or to a BMS.



4 DUAL WIRED CONTROLLER

The indoor unit can be controlled by two wired controllers to facilitate management in specific applications. Applicable to all kind of indoor units.



control systems

5 DRY CONTACT BOARD

The unit can easily be controlled through the dry contact Gateway.

Input signal: on/off, operation mode (heating/cooling), force off signal in the unit;

Output signal: on status, operation mode (heating/cooling), error output; on/off cold plasma and on/off ventilation;



6 ACCESS CONTROL

It's applicable in hotel, etc. When the user pulls out the card or opens a window, the air conditioner turns off; insert again the card or close the window to resume previous operation status. This function is compatible with both high and low current access control interfaces.



7 PROGRAMMABLE WIRED CONTROLLER

Dimensions (HxWxD): 112 mm x 112 mm x 17 mm

Design: LCD with white background and black text + 9 soft-touch buttons

Functions: Set temperature, On/off

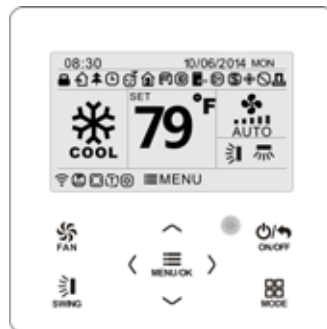
MULTIPLE function mode, Set fan speed

Set flap, Daily/Weekly/Bi-weekly timer

IR receiver integrated








Standard: for all ducted units.

Optional: for all other types of indoor units.



control systems

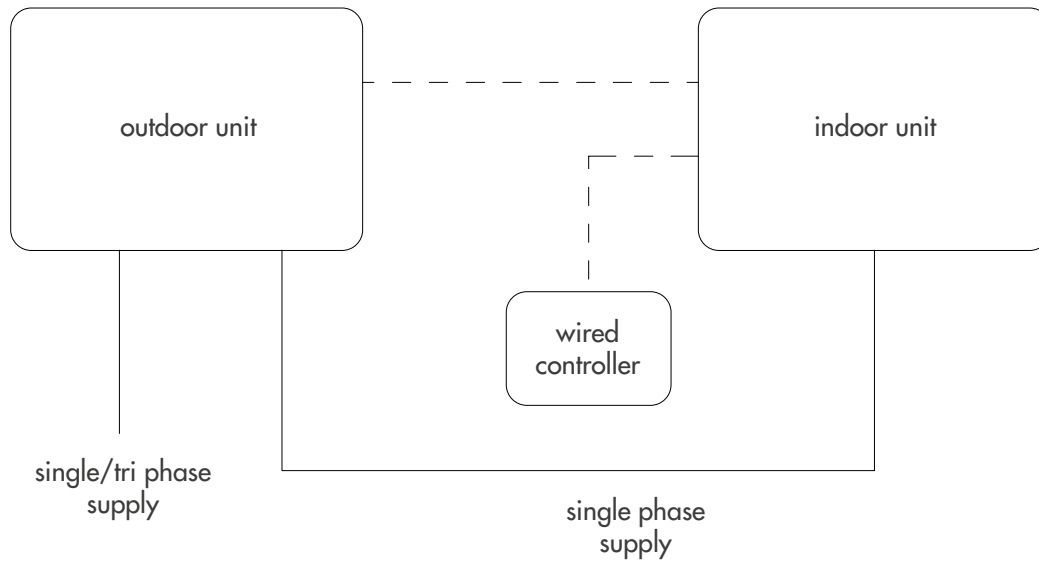
controls and accessories

CODE		DESCRIPTION	CASSETTE	DUCTED	FLOOR CEILING
398100678		Infrared remote control	●	●	●
398100686		Wired controller with weekly timer	●	●	●
398100680		WiFi kit for cassette/ducted units	●	●	
398100681		WiFi kit for floor/ceiling units			●
398100683		Gateway MODBUS	●	●	●
398100684		Dry contact Gateway	●	●	●
398100685		Door control	●	●	●

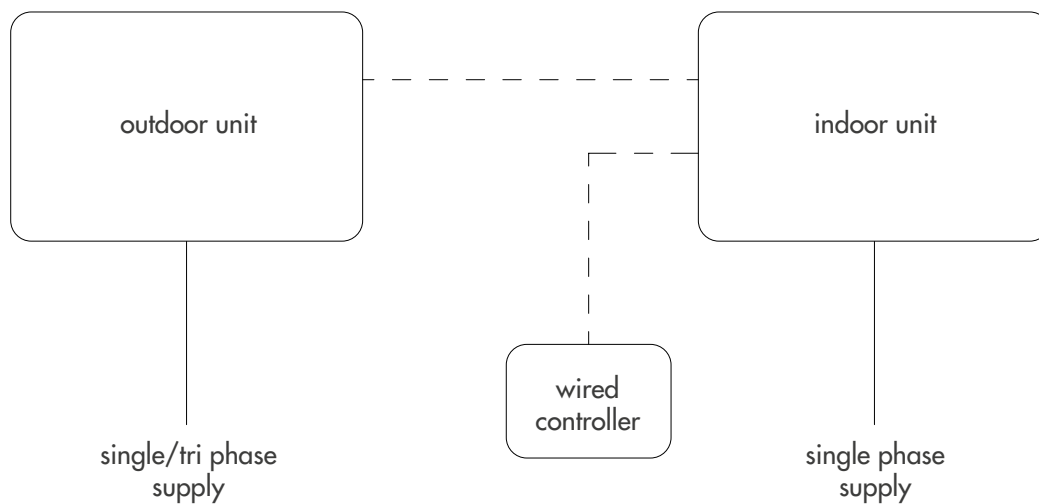
● Standard control

● Optional control

SUPPLY OF THE INDOOR UNIT FROM OUTDOOR UNITS



AUTONOMOUS SUPPLY OF THE INDOOR UNIT

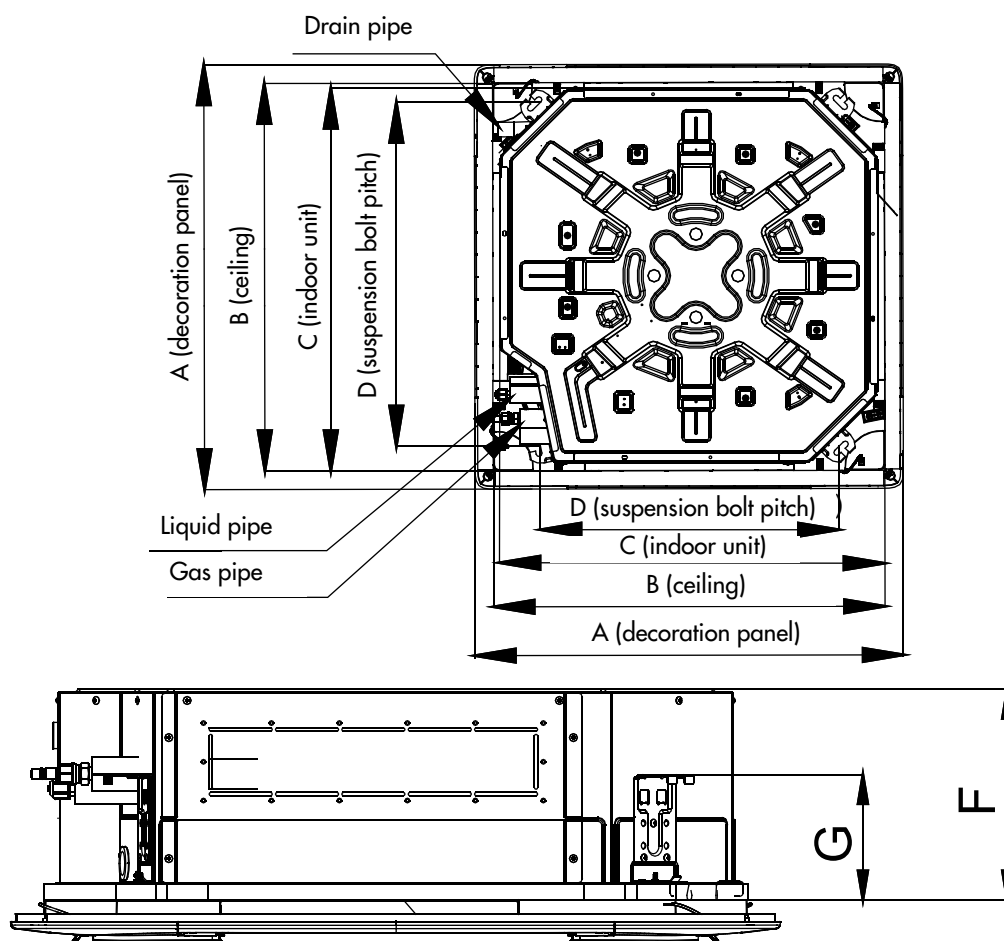


- Electrical supply cables
- - - Communication cables

dimensional drawings

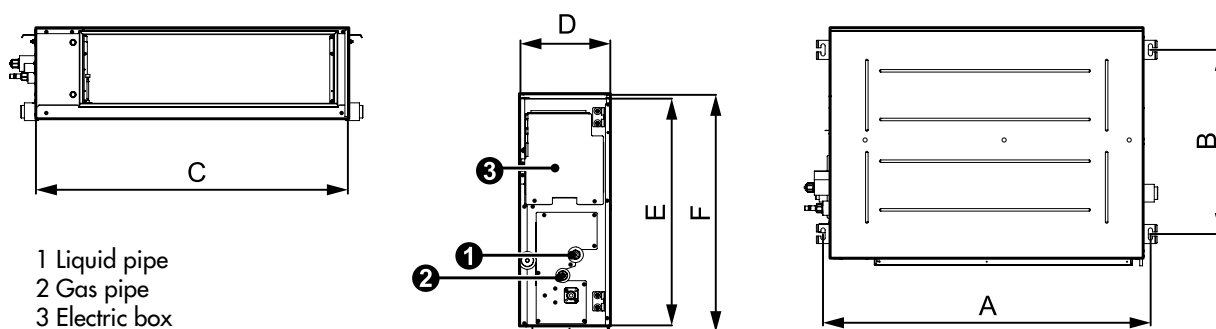
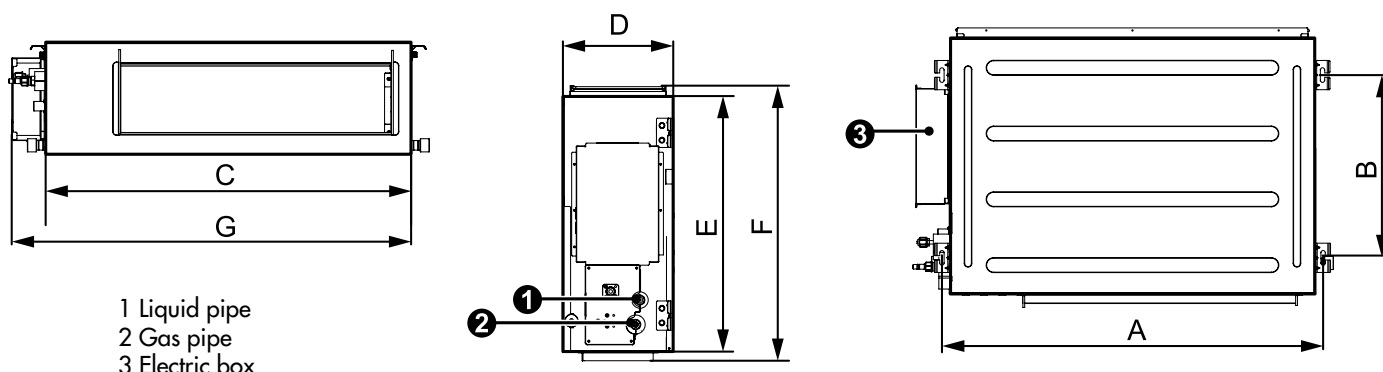
indoor units

CASSETTE WITH 360° AIRFLOW



MODEL	DIMENSIONS						
	A	B	C	D	E	F	G
ASG ECO 35PH	620	580	570	520	560	265	140
ASG ECO 35PH	620	580	570	520	560	265	140
ASG ECO 50PH	620	580	570	520	560	265	140
ASG ECO 70PH	950	870	840	660	790	240	134
ASG ECO 85PH	950	870	840	660	790	240	134
ASG ECO 100PH	950	870	840	660	790	240	134
ASG ECO 140PH	950	870	840	660	790	290	134
ASG ECO 160PH	950	870	840	660	790	290	134

HIGH STATIC PRESSURE DUCTED UNITS

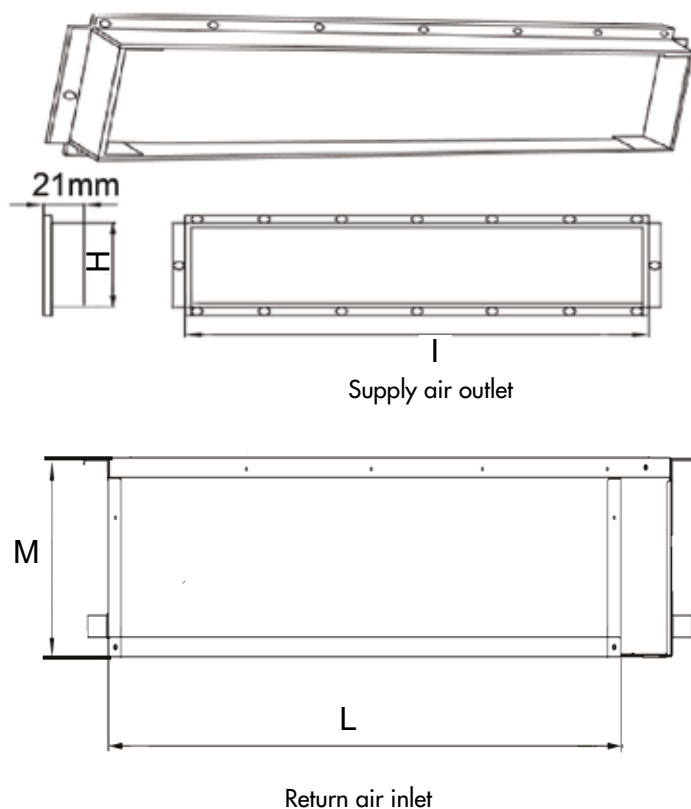


MODEL	DIMENSIONS						
	A	B	C	D	E	F	G
ADG ECO 35PH	760	415	700	200	450	474	768
ADG ECO 50PH	1060	415	1000	200	450	474	1068
ADG ECO 70PH	1360	415	1300	220	450	474	1368
ADG ECO 85PH							
ADG ECO 70PHB	942	530	900	260	655	685	-
ADG ECO 85PHB							
GUD100PHS/A-T	1040	500	1000	300	700	754	1092
GUD140PHS/A-T	1440	500	1400	300	700	754	1492
GUD160PHS/A-T							1543

dimensional drawings

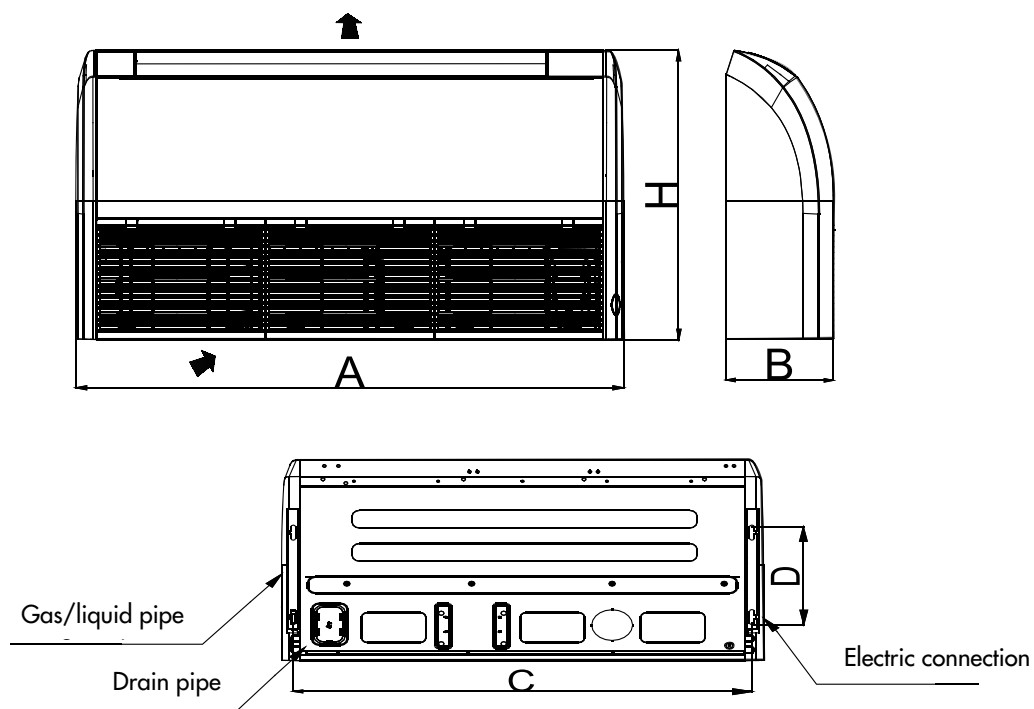
indoor units

DUCTED - SUPPLY AIR OUTLET / RETURN AIR INLET



MODEL	SUPPLY AIR OUTLET		RETURN AIR INLET	
	H	I	L	M
ADG ECO 35PH	122	585	700	200
ADG ECO 50PH	122	885	1000	200
ADG ECO 70PH	142	1185	1300	220
ADG ECO 85PH				
ADG ECO 70PHB	219	743	900	260
ADG ECO 85PHB				
GUD100PHS/A-T	195	746	960	264
GUD140PHS/A-T	195	1150	1360	264
GUD160PHS/A-T				

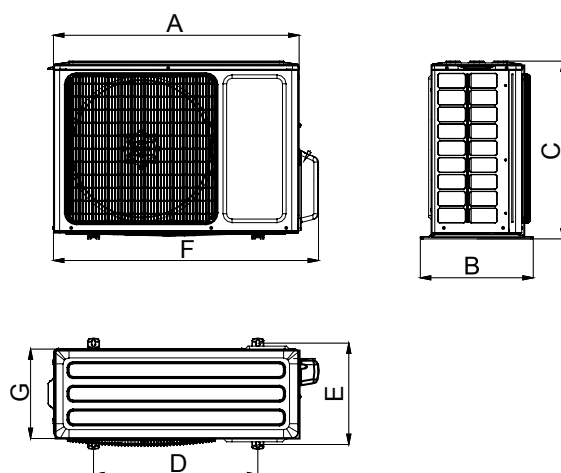
FLOOR CEILING



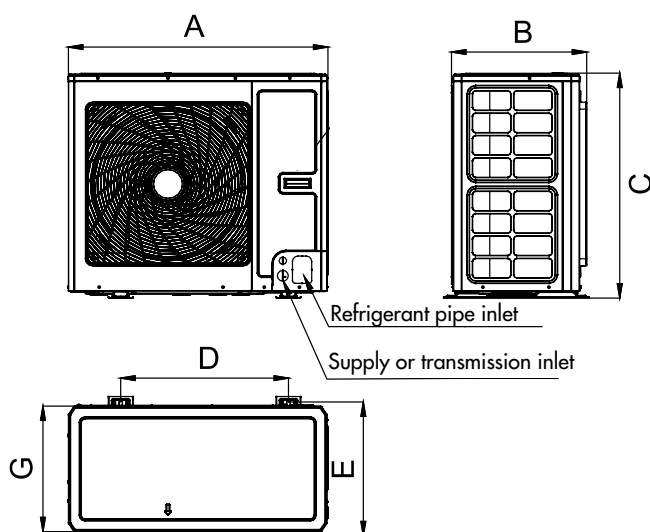
MODEL	DIMENSIONS				
	A	B	C	D	H
ACG ECO 35PH	870	235	812	318	665
ACG ECO 50PH	870	235	812	318	665
ACG ECO 70PH	1200	235	1142	318	665
ACG ECO 85PH	1200	235	1142	318	665
ACG ECO 100PH	1200	235	1142	318	665
ACG ECO 140PH	1570	235	1512	318	665
ACG ECO 160PH	1570	235	1512	318	665

dimensional drawings

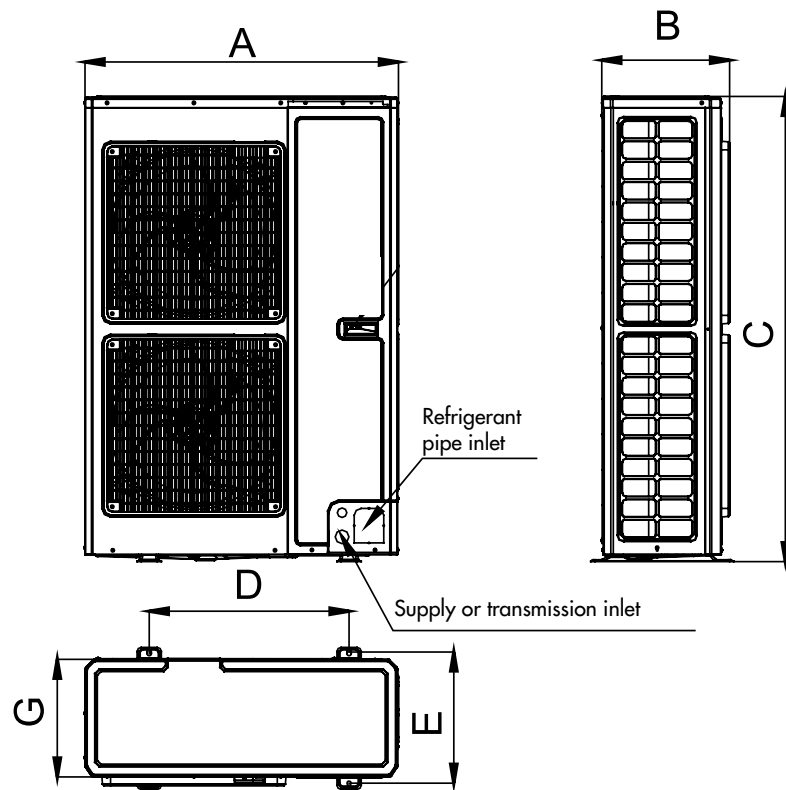
outdoor units



MODEL	DIMENSIONS						
	A	B	C	D	E	F	G
AEG ECO 35PIH	818	378	596	550	348	887	302
AEG ECO 50PIH	818	378	596	550	348	887	302
AEG ECO 70PIH	892	396	698	560	364	952	340
AEG ECO 85PIH	920	427	790	610	395	1002	370



MODEL	DIMENSIONS						
	A	B	C	D	E	F	G
AEG ECO 100PIH	940	530	820	610	486	-	460
AEG ECO 100PIH3	940	530	820	610	486	-	460
AEG ECO 140PIH	940	530	820	610	486	-	460
AEG ECO 140PIH3	940	530	820	610	486	-	460



MODEL	DIMENSIONS						
	A	B	C	D	E	F	G
AEG ECO 160PIH	900	412	1345	572	378	-	340



WWW

Discover on argoclima.com the products, the company, the tax incentives, the information on where to buy and who to contact in case of need. You can easily download all the catalogues of Argo products.



SOCIAL

Follow the news and initiatives of Argo world on our FACEBOOK, INSTAGRAM, LINKEDIN and YOUTUBE pages.





improve your life

Argoclima S.p.A.
Società a Socio Unico

Via Alfeno Varo, 35
25020 Alfianello (BS) ITALY
Tel: +39 0331 755111
argoclima.com

N.B. The manufacturer assumes no responsibility for any errors or inaccuracies regarding the contents of this catalogue, and reserves the right to make any necessary changes to its products, at any time and without prior notice, for technical or commercial reasons.

Argo is a brand of argoclima S.p.A., a leading European company in air conditioning, heating and air treatment.